



# Sedili, volanti, componenti per movimentazione e traino

Seats, Steering Wheels, Handling and  
Towing Components

Ricambi & accessori per macchine  
agricole / Spare parts & accessories  
for agricultural machine

**ama**<sup>®</sup>





**AMA Group** è una realtà industriale internazionale con oltre 55 anni di esperienza nella **progettazione e produzione di componenti e sistemi per macchine agricole e industriali off-road**. Il Gruppo supporta i costruttori OEM attraverso le Business Unit Componenti Cabina e Componenti Meccanici, offrendo competenze integrate negli interni cabina, nella meccanica e nella mecatronica, e gestendo l'intero sviluppo del prodotto, dalla progettazione all'industrializzazione.

AMA è inoltre uno dei principali player nel settore aftermarket grazie alla Business Unit Aftermarket e Distribuzione, che mette a disposizione una delle gamme prodotto più ampie del settore. Il Gruppo opera anche nel mercato delle costruzioni attraverso la Business Unit Edilizia, sviluppando soluzioni dedicate alle specifiche esigenze applicative dei cantieri.

Con una struttura composta da 40 stabilimenti e filiali nel mondo, tra cui 23 siti produttivi (17 in Italia e 6 all'estero) e 17 filiali distributive e uffici commerciali, il Gruppo impiega oltre 1.652 persone e opera a livello globale, garantendo qualità, affidabilità e continuità di fornitura ai propri clienti.

**AMA Group** is an international industrial company with over 55 years of experience in **engineering and manufacturing components and systems for off-road agricultural and industrial machinery**. The Group supports OEM manufacturers through its Cabin Components and Mechanical Components Business Units, offering integrated expertise in cab interiors, mechanics and mechatronics, managing product development from design to industrialization.

AMA is also one of the main players in the aftermarket sector through its Aftermarket & Distribution Business Unit, providing one of the widest product ranges in the industry. The Group also operates in the construction sector through its Building Materials Business Unit, developing solutions tailored to the specific application needs of construction sites.

With a structure composed of 40 plants and branches worldwide – including 23 production sites (17 in Italy and 6 abroad) and 17 distribution branches and commercial offices – the Group employs more than 1.652 people and operates globally, guaranteeing quality, reliability and continuity of supply to its customers.



**80.000**

clienti attivi in 90 paesi  
*active customers in 90 countries*

**525.000**

referenze destinate ai mercati OEM e After Market  
*products destined for the OEM and After Market sectors*

**243 milioni**

fatturato complessivo  
*overall turnover*

**8**

diverse linee di prodotto suddivise in 4 Business Unit  
*different product ranges spread across 4 Business Units*



**23**

stabilimenti produttivi  
*production plants*

**1.652**

dipendenti  
*employees*

**14**

filiali nel mondo  
*branches across the world*

**3**

uffici commerciali nel mondo  
*worldwide sales offices*

## LOGISTICA

Il dipartimento Logistica & Customer Service opera quotidianamente a stretto contatto con il cliente e con i diversi dipartimenti aziendali per garantire tempestività e spedizioni complete. La struttura è dotata di dispositivi e infrastrutture per la preparazione automatizzata degli ordini, che aumentano le performance di servizio e la precisione in fase di preparazione. Il Customer Service è parte integrante del sistema logistico, specializzato e organizzato appositamente in base alle diverse esigenze della clientela Agri e Garden.

## LOGISTICS

Every day, the Logistics & Customer Service department works in close contact with customers and AMA departments to ensure timeliness and completeness of shipments. The whole logistics and manufacturing facility is equipped with devices and infrastructure for the automated preparation of orders, enabling continuity of service while increasing performance and accuracy in order preparation. Customer Service is an integral part of the logistics system, specifically specialized and organized according to the different needs of Agri and Garden customers.

# BUSINESS UNITS

## BUSINESS UNIT COMPONENTI CABINA

Raccoglie le competenze del Gruppo dedicate allo sviluppo di soluzioni per l'ambiente cabina destinate agli OEM. Elettronica e HMI, braccioli, sistemi di sterzo, cablaggi, componenti plastici, sedili e accessori convergono in un'offerta integrata, progettata per coniugare tecnologia, comfort e qualità percepita. In stretta sinergia con il cliente, la Business Unit gestisce l'intero processo di sviluppo, dal concept alla validazione fino alla produzione, dando forma a soluzioni affidabili e perfettamente integrate nelle piattaforme OEM.

## BUSINESS UNIT COMPONENTI MECCANICI

Raccoglie il know-how del Gruppo nella trasmissione della potenza, nella movimentazione e nelle strutture delle macchine agricole e delle attrezzature. La Business Unit progetta componenti e sistemi meccanici e idraulici sviluppati per garantire robustezza, continuità operativa e piena compatibilità con le applicazioni OEM. L'esperienza tecnica e l'integrazione verticale dei siti produttivi consentono di governare l'intero ciclo industriale, dall'ingegnerizzazione alla produzione, assicurando qualità costante e flessibilità produttiva.

## BUSINESS UNIT AFTERMARKET E DISTRIBUZIONE

Rappresenta il sistema di servizio con cui il Gruppo assicura continuità operativa alle macchine in campo. Una rete distributiva globale, un catalogo esteso e una logistica evoluta garantiscono disponibilità dei componenti, tempestività nelle forniture e assistenza tecnica qualificata. Con una proposta dedicata ai settori dell'agricoltura e del giardinaggio, la Business Unit rende il servizio una leva concreta di valore per rivenditori, professionisti e operatori dell'aftermarket.

## BUSINESS UNIT EDILIZIA

Riunisce le attività del Gruppo rivolte al mercato delle costruzioni, con una proposta tecnica destinata a operatori professionali e imprese. Materiali isolanti, prodotti per finiture e soluzioni vernicianti compongono un portafoglio specializzato, sviluppato per rispondere alle esigenze applicative del cantiere. Canali distributivi dedicati e competenze consolidate completano un'offerta che coniuga affidabilità, performance e qualità d'impiego.

## CABIN COMPONENTS BUSINESS UNIT

Represents the Group's expertise dedicated to the development of cab environment solutions for OEMs. Electronics and HMIs, armrests, steering systems, wiring harnesses, plastic components, seats and accessories come together in an integrated offering designed to combine technology, comfort and perceived quality. Working in close synergy with the customer, the BU manages the entire development process, from concept to validation through to production, delivering reliable solutions fully integrated into OEM platforms.

## MECHANICAL COMPONENTS BUSINESS UNIT

Represents the Group's expertise in power transmission, motion systems and structural components for agricultural machinery and equipment. The Business Unit designs mechanical and hydraulic components and systems developed to ensure robustness, operational continuity and full compatibility with OEM applications. Technical expertise and the vertical integration of production sites enable full control of the industrial cycle, from engineering to production, ensuring consistent quality and manufacturing flexibility.

## AFTERMARKET & DISTRIBUTION BUSINESS UNIT

Represents the Group's expertise in service systems ensuring the continuous operation of machinery in the field. A global distribution network, an extensive catalogue and advanced logistics ensure parts availability, timely deliveries and qualified technical support. With a dedicated offering for the agriculture and gardening sectors, the Business Unit turns service into a tangible value driver for dealers, professionals and aftermarket operators.

## BUILDING MATERIALS BUSINESS UNIT

Represents the Group's expertise dedicated to the construction market, with a technical offering tailored to professionals and companies. Insulation materials, finishing products and coating solutions form a specialized portfolio developed to meet the application needs of construction sites. Dedicated distribution channels and consolidated expertise complete an offer that combines reliability, performance and quality in use.



### TLF

#### Centralino - Ama Operator

+39 0522 6369, +39 0522 6363,  
+39 0522 057911



### Vendite Italia

#### Sales - Italian Territory

0522 636313, 0522 636354,  
0522 636360, 0522 636920



### Ufficio Reclami

#### Customer Support

+39 0522 636383 - 0522 636926



### FAX

#### Generico - General

+39 0522 695753



### Fax Vendite Italia

#### Fax Sales - Italian Territory

0522 696059



### Fax Vendite Estero

#### Fax Sales - Export

+39 0522 646241  
+39 0522 638348



**Ordini mail**  
**Mail orders**  
**cs.am@ama.it**


### Ordini Online - Online orders

Accedi al portale e-commerce e ordina online: **shop.ama.it**

Richiedi la tua password a **cs.am@ama.it** o contatta l'agente di zona.

Access to the e-commerce website and order online: **shop.ama.it**

Please, request your password to **cs.am@ama.it** or contact your AMA local agent.



## INDICE / INDEX

---

<b>Sedili e volanti</b> <i>Seats and steering wheels</i>	<b>5</b>
---	----------

---

<b>Assali, ruote e accessori ruote</b> <i>Axles, wheels and wheel accessories</i>	<b>41</b>
--	-----------

---

<b>Traino e sollevamento</b> <i>Towing and lifting</i>	<b>73</b>
---	-----------

---

<b>Minuteria</b> <i>Small parts</i>	<b>80</b>
--	-----------

---



## Sedili e volanti

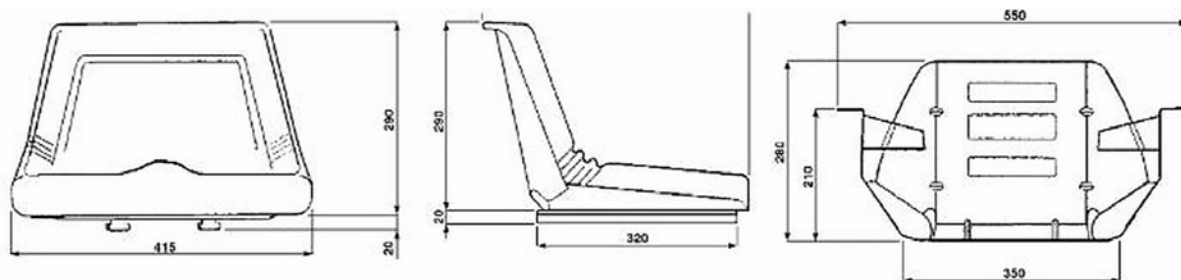
Seats and steering wheels

I prodotti recanti il marchio AMA qui indicati sono realizzati da AMA S.p.A. e destinati a essere utilizzati come ricambi adattabili e non originali. I riferimenti a marchi, codici originali e costruttori di terzi, riportati in corrispondenza degli articoli AMA compatibili, hanno esclusivamente la finalità di identificare il modello, l'applicazione o la destinazione d'uso del prodotto, in conformità a quanto previsto dal Regolamento (CE) n. 1400/2002 e dalla normativa vigente in materia di concorrenza e uso lecito dei marchi di terzi. / The products bearing the AMA brand name listed here are manufactured by AMA S.p.A. and are intended for use as adaptable, non-original spare parts. References to trademarks, original codes and third-party manufacturers, shown alongside compatible AMA items, are intended solely to identify the model, application or intended use of the product, in accordance with Regulation (EC) No. 1400/2002 and current legislation on competition and the lawful use of third-party trademarks.



**SEDILI 'STANDARD'**

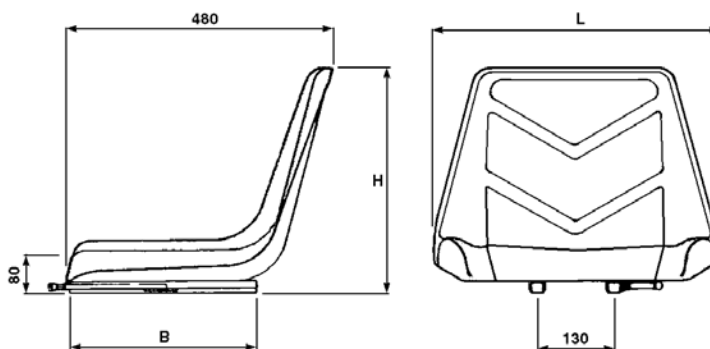
SEATS 'STANDARD'  
SIÈGES 'STANDARD'  
SITZE 'STANDARD'  
ASIENTOS 'STANDARD'



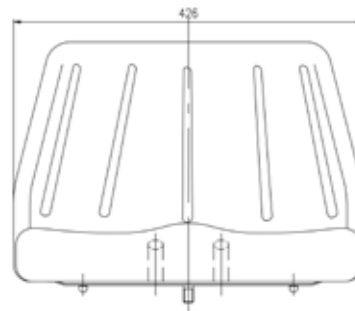
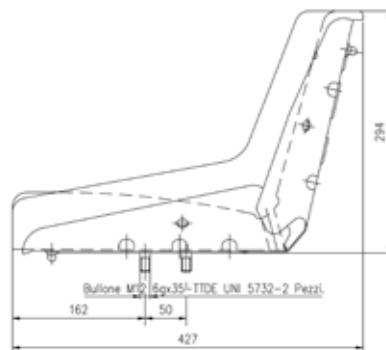
SKU	Pos.	Materiale sedile / Seat material	Larghezza / Width	Accessori di serie / Standard accessories	Scocca / Body
00318	1	poliuretano	550 mm	Scocca, imbottitura rigida, braccioli, guide	Non verniciata / Not painted
00319	1	poliuretano	550 mm	Scocca, imbottitura rigida, braccioli	Non verniciata / Not painted
00320	2	poliuretano	415 mm	Scocca, imbottitura rigida, guide	Non verniciata / Not painted
00322	2	poliuretano	415 mm	Scocca, imbottitura rigida	Non verniciata / Not painted
01148	2	poliuretano	550 mm	Scocca, imbottitura rigida	Verniciata / Painted

**SEDILI SERIE 'QUATTRO'**

SEATS SERIES 'QUATTRO'  
SIÈGES SÉRIE 'QUATTRO'  
SITZE SERIE 'QUATTRO'  
ASIENTOS SERIE 'QUATTRO'



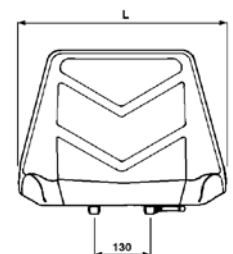
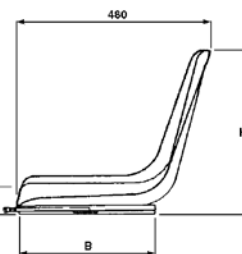
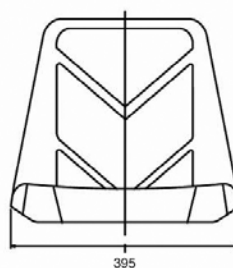
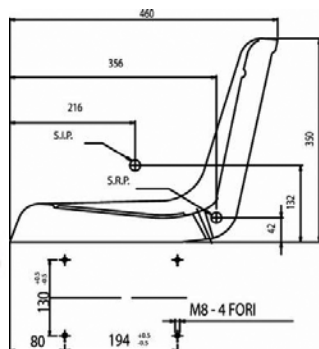
SKU	Materiale sedile / Seat material	Larghezza / Width	Accessori di serie / Standard accessories	Regolazione longitudinale / Longitudinal adjustment
02324	Poliuretano autopellante	480 mm	Guide scorrevoli	150 mm
02759	Poliuretano autopellante	480 mm		

**SEDILI 'BASIC LINE'**  
 SEATS 'BASIC LINE'  
 SIÈGES 'BASIC LINE'  
 SITZE 'BASIC LINE'  
 ASIENTOS 'BASIC LINE'


Skü	Materiale sedile / Seat material	Larghezza / Width	Accessori di serie / Standard accessories	Scocca / Body
<b>12643</b>	Poliuretano autopellante	426 mm	Scocca	Verniciata / Painted
<b>12644</b>	Poliuretano autopellante	426 mm	Scocca	Non verniciata / Not painted

**SEDILI SERIE "58"**  
 SEATS SERIES "58"  
 SIÈGES SÉRIE "58"  
 SITZE SERIE "58"  
 ASIENTOS SERIE "58"


Skü	Materiale sedile / Seat material	Larghezza / Width
<b>02336</b>	poliuretano	395 mm

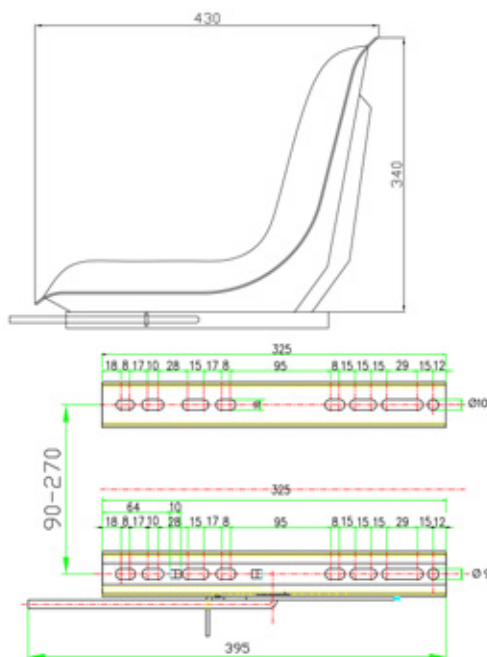
**SEDILE SERIE 'CINQUE'**  
 SEAT SERIES "CINQUE"  
 SIÈGE SÉRIE 'CINQUE'  
 SITZ SERIE 'CINQUE'  
 ASIENTO SERIE 'CINQUE'


Skü	Pos.	Materiale sedile / Seat material	Larghezza / Width	Accessori di serie / Standard accessories	Regolazione longitudinale / Longitudinal adjustment
<b>02333</b>	2	poliuretano	395 mm	Guide scorrevoli	150 mm
<b>35627</b>	1	poliuretano	395 mm		

**SEDILI IN SKY CON GUIDE**  
 SEATS IN SKY WITH GUIDE  
 SIÈGES EN SKY AVEC GUIDE  
 SITZE AUS SKY MIT GUIDE  
 ASIENTOS EN SKY CON GUIDE



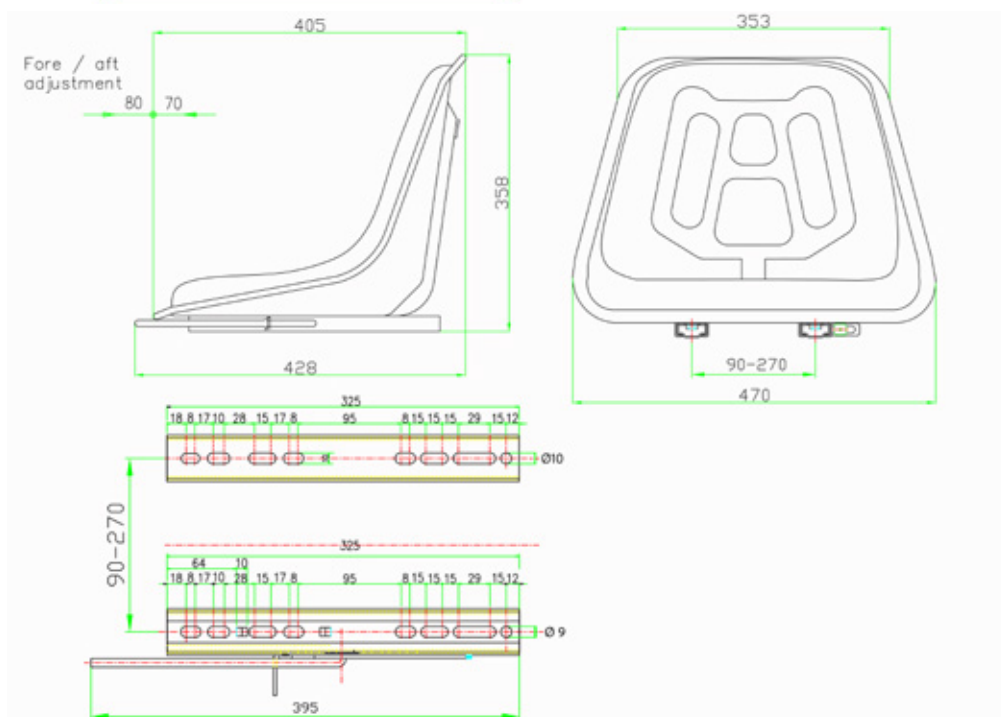
1



1



2



2

Sku	Pos.	Materiale sedile / Seat material	Larghezza / Width	Accessori di serie / Standard accessories	Regolazione longitudinale / Longitudinal adjustment
83877	1 / 1	Sky nero	380 mm	Guide scorrevoli	150 mm
83878	2 / 2	Sky nero	470 mm	Guide scorrevoli	150 mm

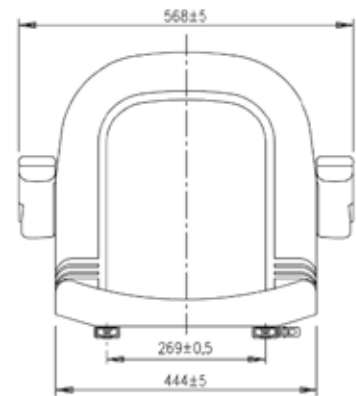
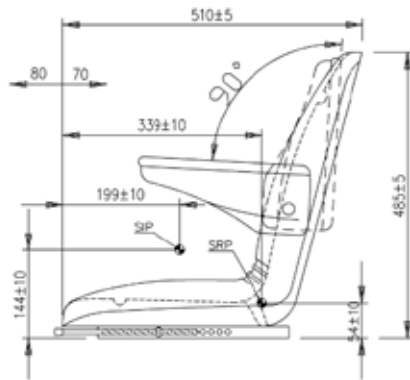
**SEDILE MODELLO "MOVI"**

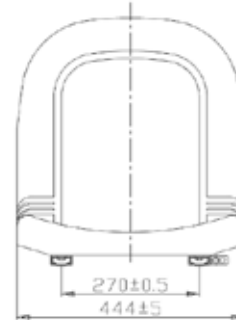
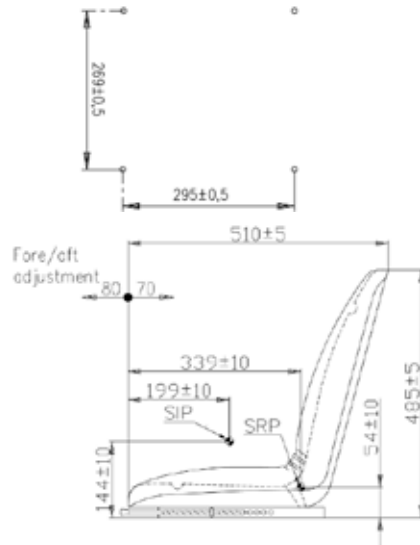
SEAT MODEL "MOVI"

SIÈGE MODÈLE "MOVI"

SITZ MODELL "MOVI"

ASIENTO MODELO "MOVI"


**1**

**1**

**2**

**2**

Skü	Pos.	Materiale sedile / Seat material	Larghezza / Width	Accessori di serie / Standard accessories	Regolazione longitudinale / Longitudinal adjustment
35624	1 / 1	Poliuretano autopellante	444 mm	Guide scorrevoli, braccioli	150 mm
35625	2 / 2	Poliuretano autopellante	444 mm	Guide scorrevoli	150 mm

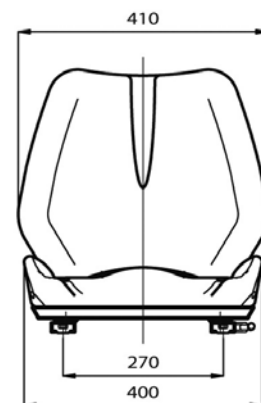
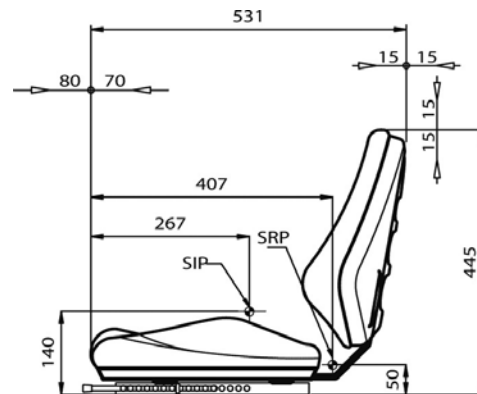
**SEDILE SERIE 'SMALL'**

SEAT SERIES 'SMALL'

SIÈGE SÉRIE 'SMALL'

SITZ SERIE 'SMALL'

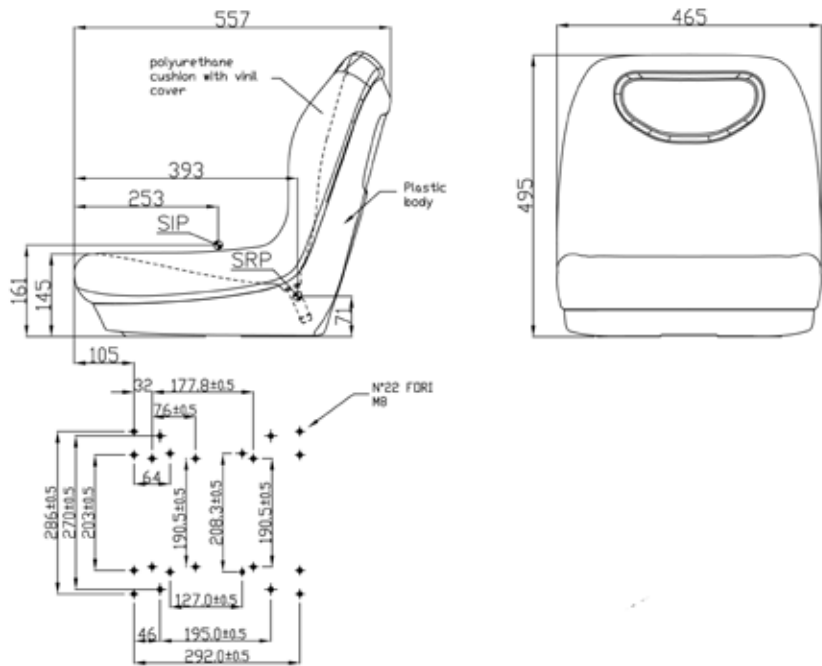
ASIENTO SERIE 'SMALL'



Skü	Materiale sedile / Seat material	Larghezza / Width	Accessori di serie / Standard accessories	Regolazione longitudinale / Longitudinal adjustment
35629	Rivestimento in Sky	400 mm	Guide scorrevoli	150 mm

**SEDILE NICEPLASTIK MULTIPATTERN**

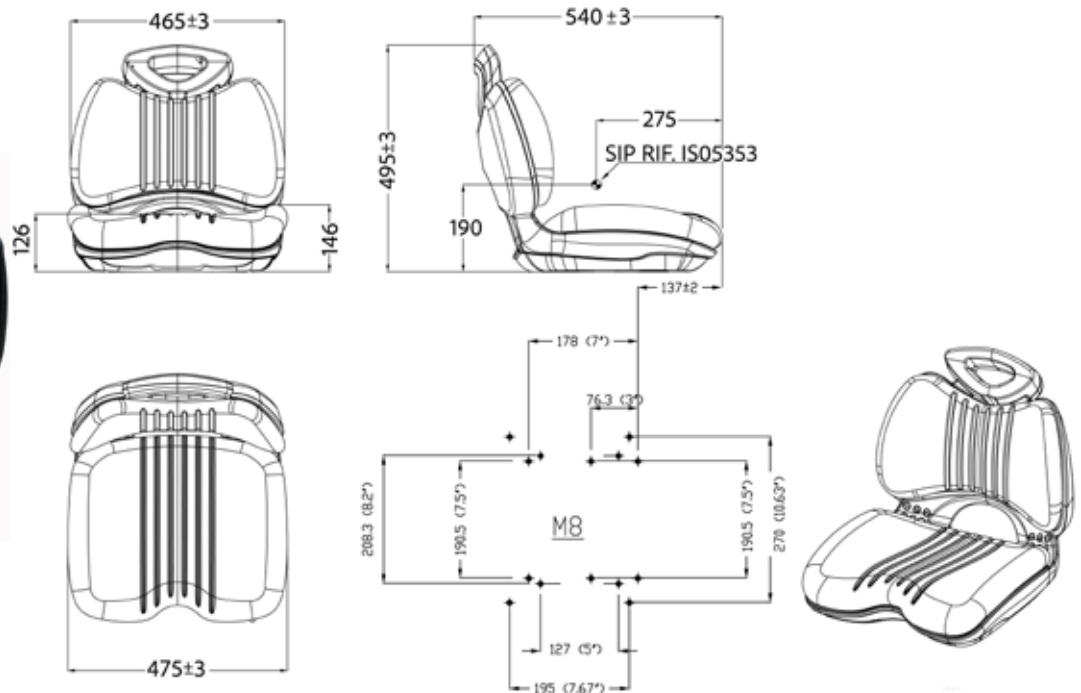
SEAT NICEPLASTIK MULTIPATTERN  
 SIÈGE NICEPLASTIK MULTIPATTERN  
 SITZ NICEPLASTIK MULTIPATTERN  
 ASIENTO NICEPLASTIK MULTIPATTERN



Sku	Materiale sedile / Seat material	Larghezza / Width	Note / Notes
81065	Rivestimento in Sky	465 mm	Con foro per scolo acqua

**SEDILE 'SUPER SPORT'**

SEAT 'SUPER SPORT'  
 SIÈGE 'SUPER SPORT'  
 SITZ 'SUPER SPORT'  
 ASIENTO 'SUPER SPORT'



Sku	Materiale sedile / Seat material	Larghezza / Width	Note / Notes
81066	Rivestimento in Sky	465 mm	Punti di fissaggio M8

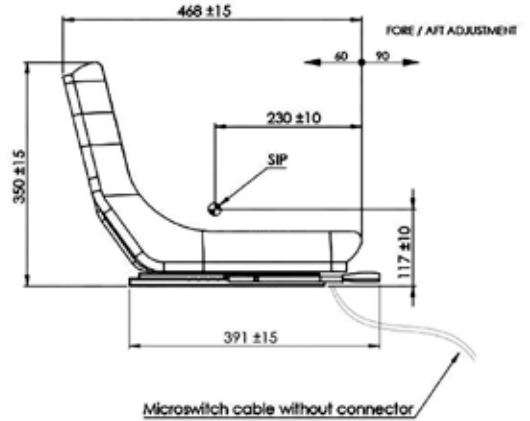
**SEDILE SERIE 'SEI'**

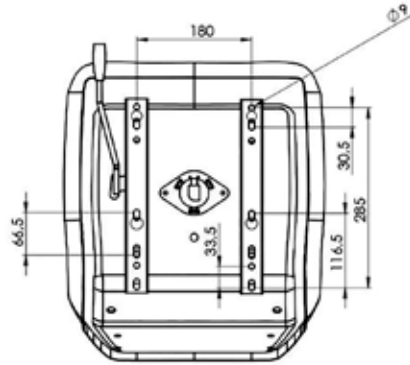
SEATS SERIES 'SEI'

SIÈGE SÉRIE 'SEI'

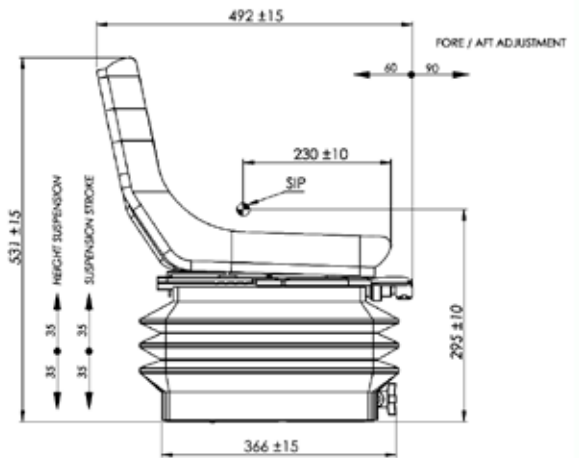
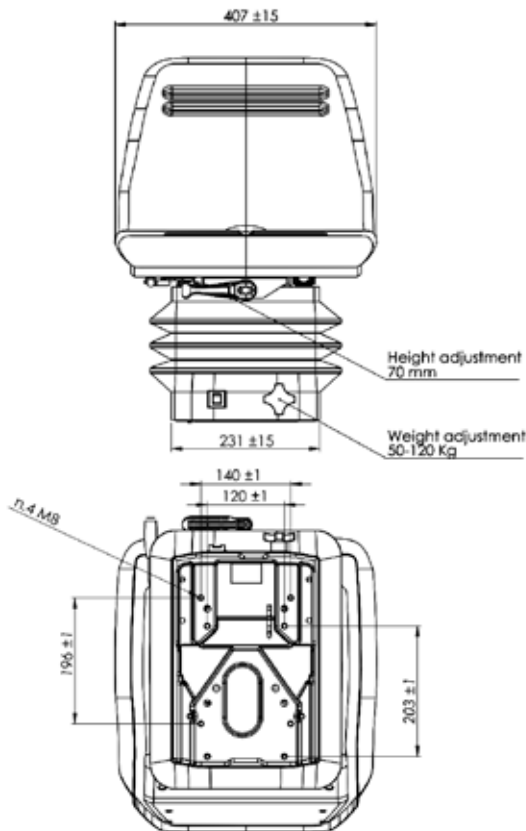
SITZ SERIE 'SEI'

ASIENTO SERIE 'SEI'


**1**

**1**

**1**


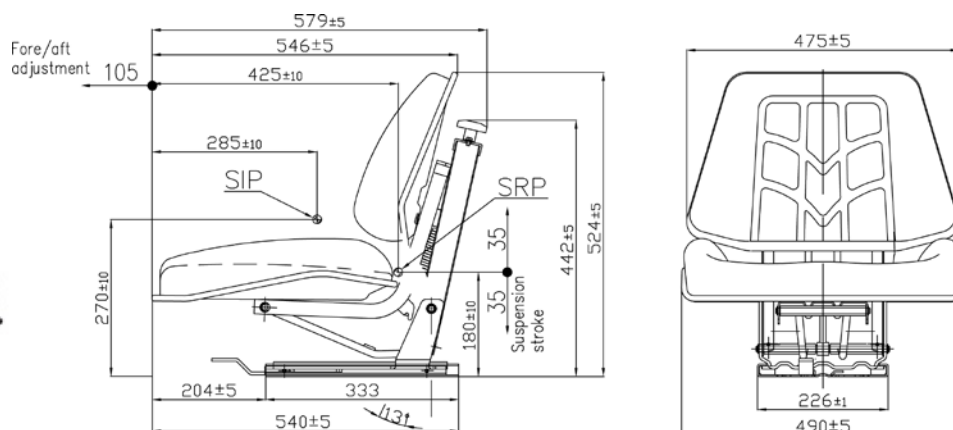
TOLLERANZA INTERASSI: ±1


**2**

**2**

Skü	Pos.	Materiale sedile / Seat material	Larghezza / Width	Note / Notes	Accessori di serie / Standard accessories	Regolazione longitudinale / Longitudinal adjustment	Corsa sospensione / Suspension stroke
YY1201002	1 / 1	Rivestimento in Sky	408 mm	Con foro per scolo acqua	Guide scorrevoli, micro presenza operatore	150 mm	
YY123M1000	2 / 2	Rivestimento in Sky	408 mm	Con foro per scolo acqua	Guide scorrevoli, molleggio meccanico	150 mm	70 mm

**SEDILE "SERIE TRE" CON MOLLEGGIO VERTICALE**

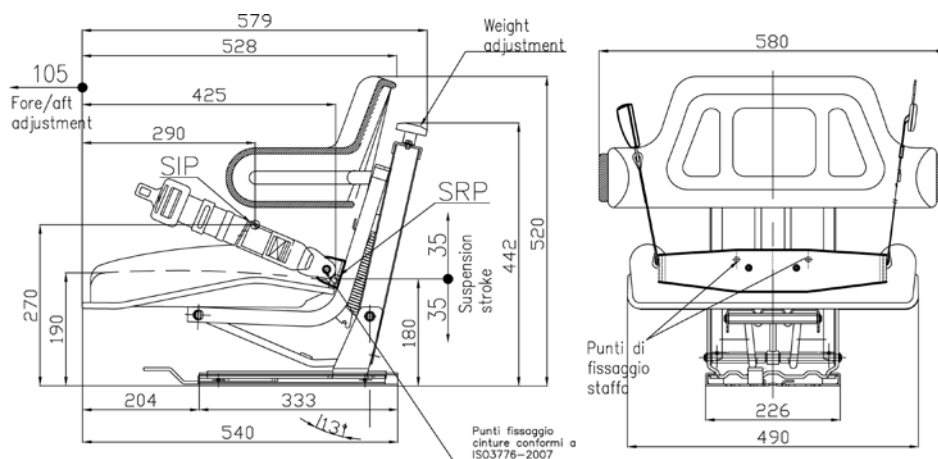
"SERIE TRE" SEAT WITH VERTICAL SUSPENSION  
 SIÈGE "SERIE TRE" AVEC SUSPENSION VERTICALE  
 SITZ "SERIE TRE" MIT FEDERUNG VERTIKAL  
 ASIENTO "SERIE TRE" CON SUSPENSION VERTICAL



Skü	Materiale sedile / Seat material	Larghezza / Width	Accessori di serie / Standard accessories	Regolazione longitudinale / Longitudinal adjustment	Corsa sospensione / Suspension stroke
03717	Rivestimento in Sky	490 mm	Guide scorrevoli, molleggio verticale meccanico	105 mm	70 mm

**SEDILE "SERIE TRE" AVVOLGENTE**

"SERIE TRE" WRAPAROUND SEAT  
 SIÈGE "SERIE TRE" ENVELOPPANT  
 SITZ "SERIE TRE" UMSCHLIESSEND  
 ASIENTO "SERIE TRE" ENVOLVENTE



Skü	Materiale sedile / Seat material	Larghezza / Width	Accessori di serie / Standard accessories	Regolazione longitudinale / Longitudinal adjustment	Corsa sospensione / Suspension stroke
75605	Rivestimento in Sky	580 mm	Guide scorrevoli, molleggio verticale meccanico, staffa e cintura di sicurezza statica	105 mm	70 mm

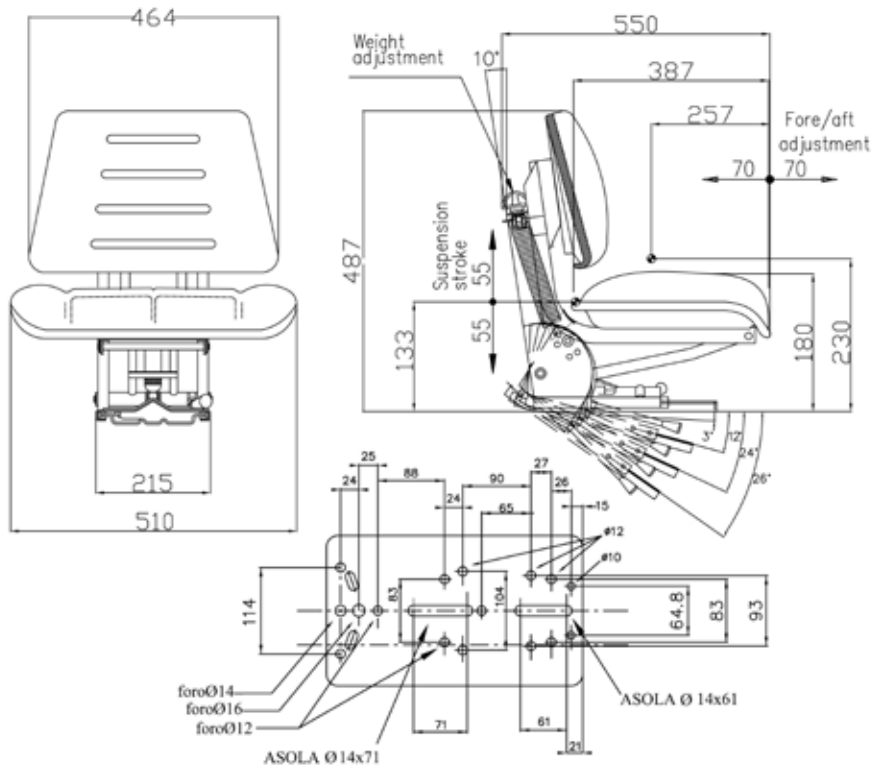
**SEDILE "SERIE TRE" CON BASE RECLINABILE**

"SERIE TRE" SEAT WITH RECLINABLE BASE

SIÈGE "SERIE TRE" AVEC BASE INCLINABLE

SITZ "SERIE TRE" MIT BASIS KIPPBAR

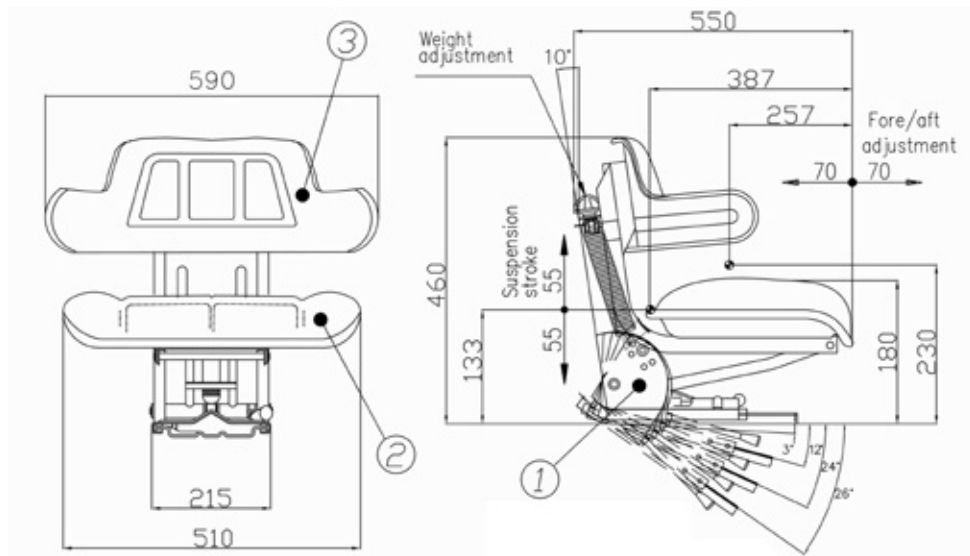
ASIENTO "SERIE TRE" CON BASE RECLINABLE



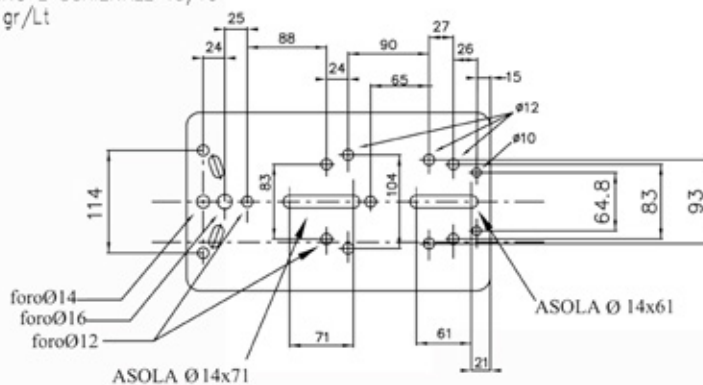
Skü	Materiale sedile / Seat material	Larghezza / Width	Note / Notes	Accessori di serie / Standard accessories	Regolazione longitudinale / Longitudinal adjustment	Corsa sospensione / Suspension stroke
81064	Rivestimento in Sky	510 mm	Base reclinabile in 5 posizioni	Guide scorrevoli, molleggio verticale meccanico	140 mm	110 mm

**SEDILI 'B LINE'**

SEATS 'B LINE'  
SIÈGES 'B LINE'  
SITZE 'B LINE'  
ASIENTOS 'B LINE'

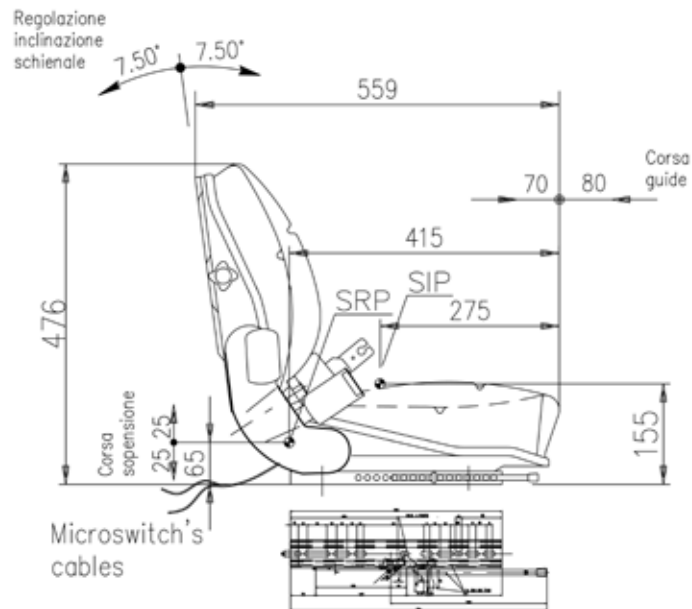
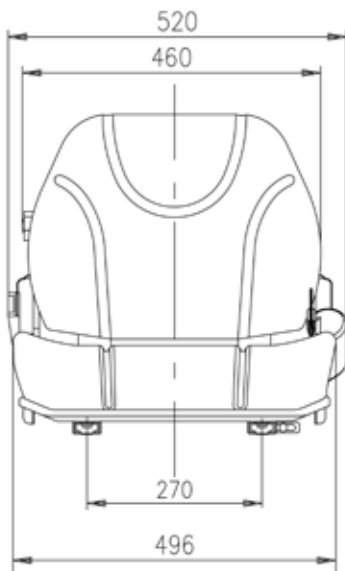


SPESSORE LAMIERA CUSCINO E SCHIENALE 15/10  
DENSITA' IMBOTTITURE 85 gr/Lt



SKU	Pos.	Materiale sedile / Seat material	Larghezza / Width	Colore / Colour	Note / Notes	Accessori di serie / Standard accessories	Regolazione longitudinale / Longitudinal adjustment	Corsa sospensione / Suspension stroke
12615	1	Rivestimento in Sky	590 mm	Nero	Base reclinabile in 5 posizioni	Guide scorrevoli, molleggio verticale meccanico	140 mm	110 mm
38226	2	Rivestimento in Sky	590 mm	Blu	Base reclinabile in 5 posizioni	Guide scorrevoli, molleggio verticale meccanico	140 mm	110 mm
38227	3	Rivestimento in Sky	590 mm	Giallo	Base reclinabile in 5 posizioni	Guide scorrevoli, molleggio verticale meccanico	140 mm	110 mm

**SEDILI PER MULETTI 'MUL 020'**  
 SEATS FOR FORKLIFTS 'MUL 020'  
 SIÈGES POUR MULETTI 'MUL 020'  
 SITZE FÜR MULETTI 'MUL 020'  
 ASIENTOS PARA MULETTI 'MUL 020'



Skü	Materiale sedile / Seat material	Larghezza / Width	Regolazione schienale / Backrest adjustment	Accessori di serie / Standard accessories	Regolazione longitudinale / Longitudinal adjustment	Corsa sospensione / Suspension stroke
<b>18200</b>	Rivestimento in Sky	530 mm	-7,50° / +7,50°	Guide scorrevoli, sospensione meccanica integrata, microswitch, cinture di sicurezza	150 mm	50 mm

**SEDILE 'FULLY'**

SEAT 'FULLY'

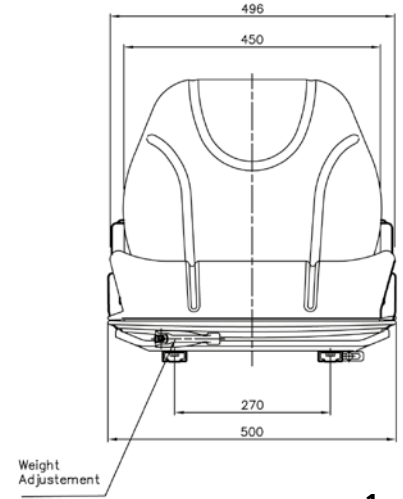
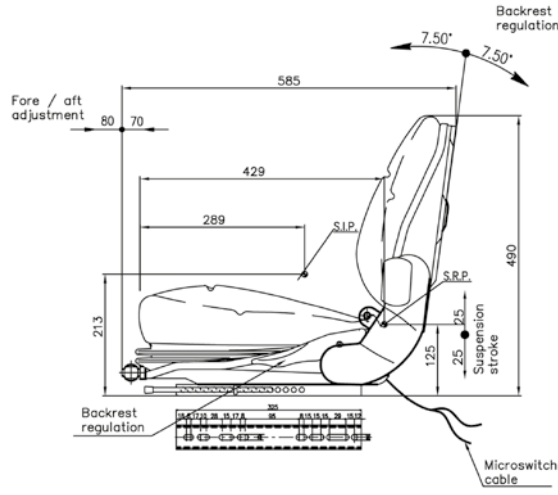
SIÈGE 'FULLY'

SITZ 'FULLY'

ASIENTO 'FULLY'



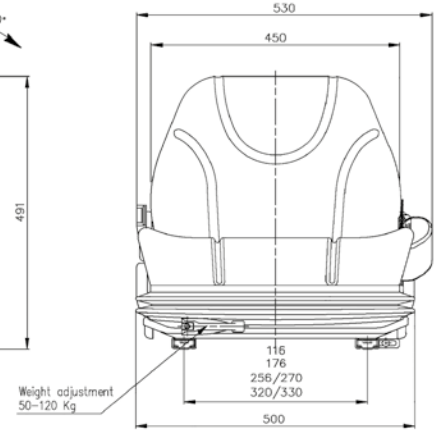
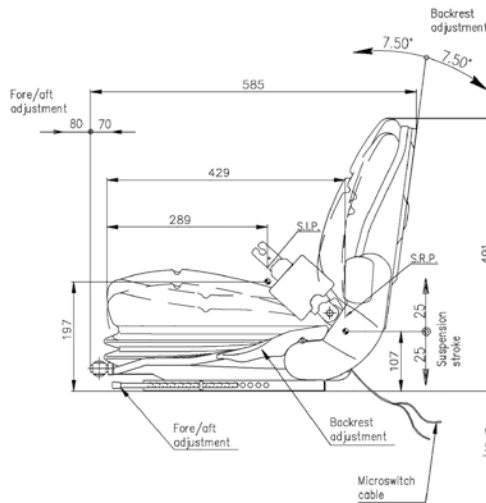
1



1



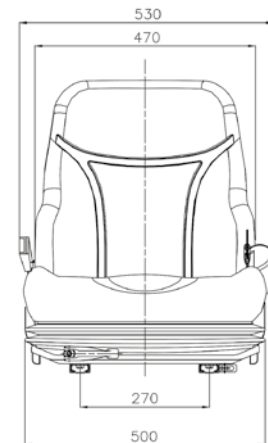
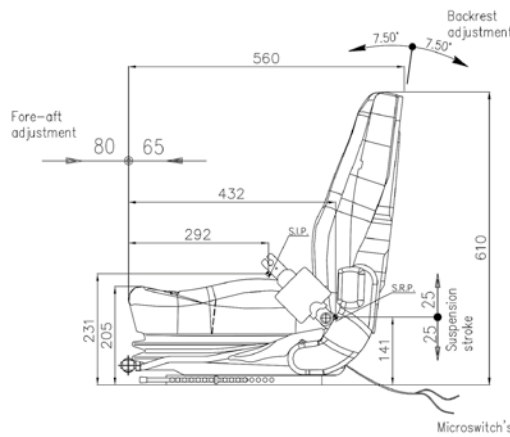
2



2



3



3

Sku	Pos.	Materiale sedile / Seat material	Larghezza / Width	Regolazione schienale / Backrest adjustment	Note / Notes	Accessori di serie / Standard accessories	Regolazione longitudinale / Longitudinal adjustment	Corsa sospensione / Suspension stroke
81067	1 / 1	Rivestimento in Sky	530 mm	-7,50° / +7,50°		Microswitch presenza operatore, sospensione meccanica integrata, guide	150 mm	50 mm
81068	2 / 2	Rivestimento in sky	530 mm	-7,50° / +7,50°		Microswitch presenza operatore, cinture di sicurezza automatica con arrotolatore, sospensione meccanica integrata, guide	150 mm	50 mm
81069	3 / 3	Rivestimento in sky	530 mm	-7,50° / +7,50°	Schienale alto	Microswitch presenza operatore, cinture di sicurezza automatica con arrotolatore, sospensione meccanica integrata, guide, schienale alto	150 mm	50 mm

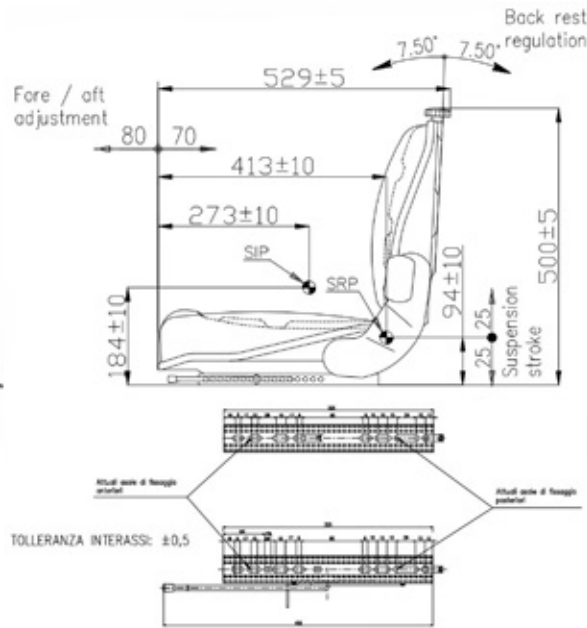
**SEDILI PER CARRELLI ELEVATORI E MACCHINE SPECIALI**

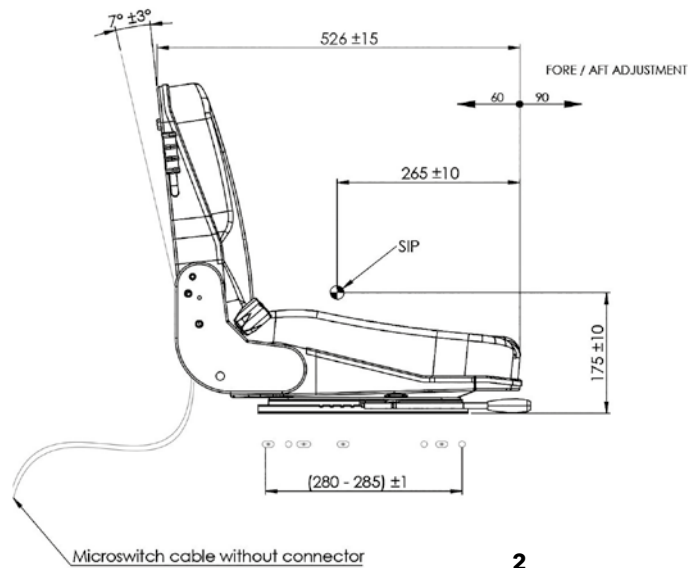
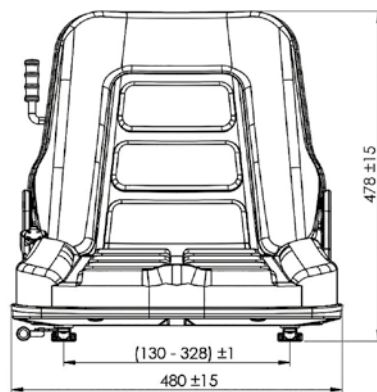
SEATS FOR TROLLEYS ELEVATORI AND MACHINES SPECIAL

SIÈGES POUR CHARIOTS ÉLEVATEURS ET MACHINES SPÉCIALES

SITZE FÜR STAPLER GABEL UND MASCHINEN SPEZIAL

ASIENTOS PARA CARRETILLAS ELEVADORAS Y MÁQUINAS ESPECIALES


**1**

**1**

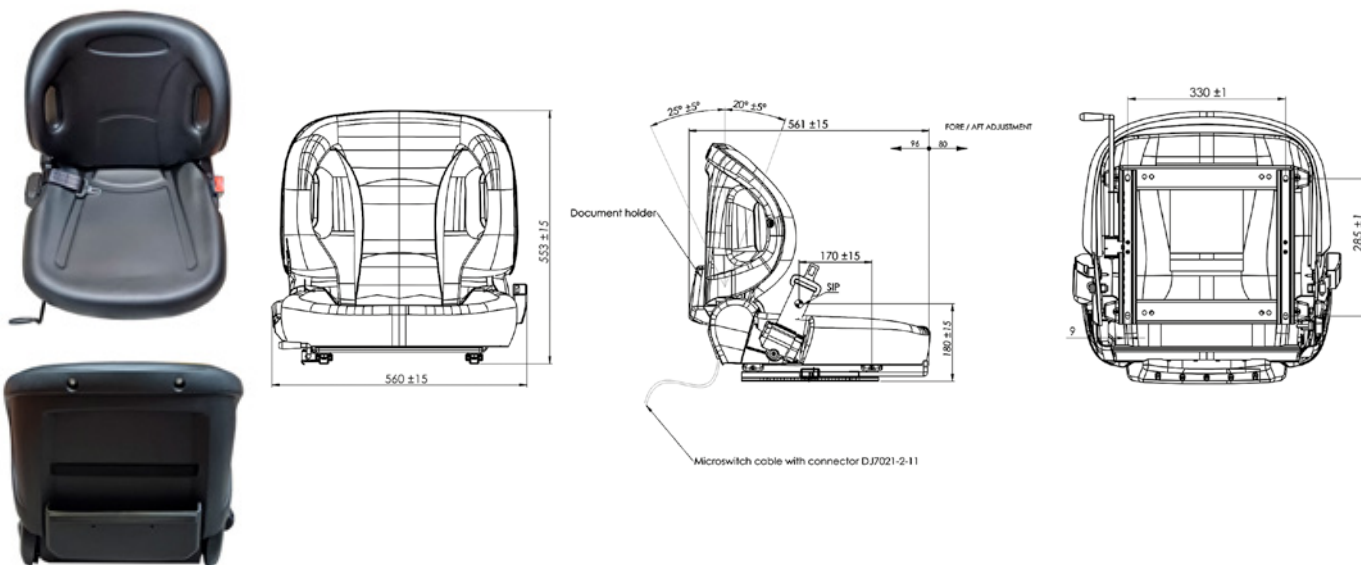
**2**

**2**

**3**

SKU	Pos.	Materiale sedile / Seat material	Regolazione longitudinale / Longitudinal adjustment	Larghezza / Width	Corsa sospensione / Suspension stroke	Regolazione schienale / Backrest adjustment	Accessori di serie / Standard accessories
<b>09370</b>	1 / 1	Rivestimento in Sky	150 mm	490 mm	50 mm	-7,50° / +7,50°	Sospensione meccanica integrata, guide scorrevoli
<b>19640</b>	1 / 1	Rivestimento in Sky	150 mm	490 mm	50 mm	0° / +15°	Sospensione meccanica integrata, guide scorrevoli e microswitch
<b>38919</b>	2 / 2	Rivestimento in Sky	150 mm	480 mm	50 mm	7° (±3°)	Sospensione meccanica integrata, guide scorrevoli, microswitch e cinture con arrotolatore
<b>MUL001MY1</b>	3 / 2	Rivestimento in Sky	150 mm	480 mm	50 mm	7° (±3°)	Sospensione meccanica integrata, guide scorrevoli e microswitch

**ART. YY511102 SEDILE PER CARRELLI ELEVATORI E MACCHINE SPECIALI**

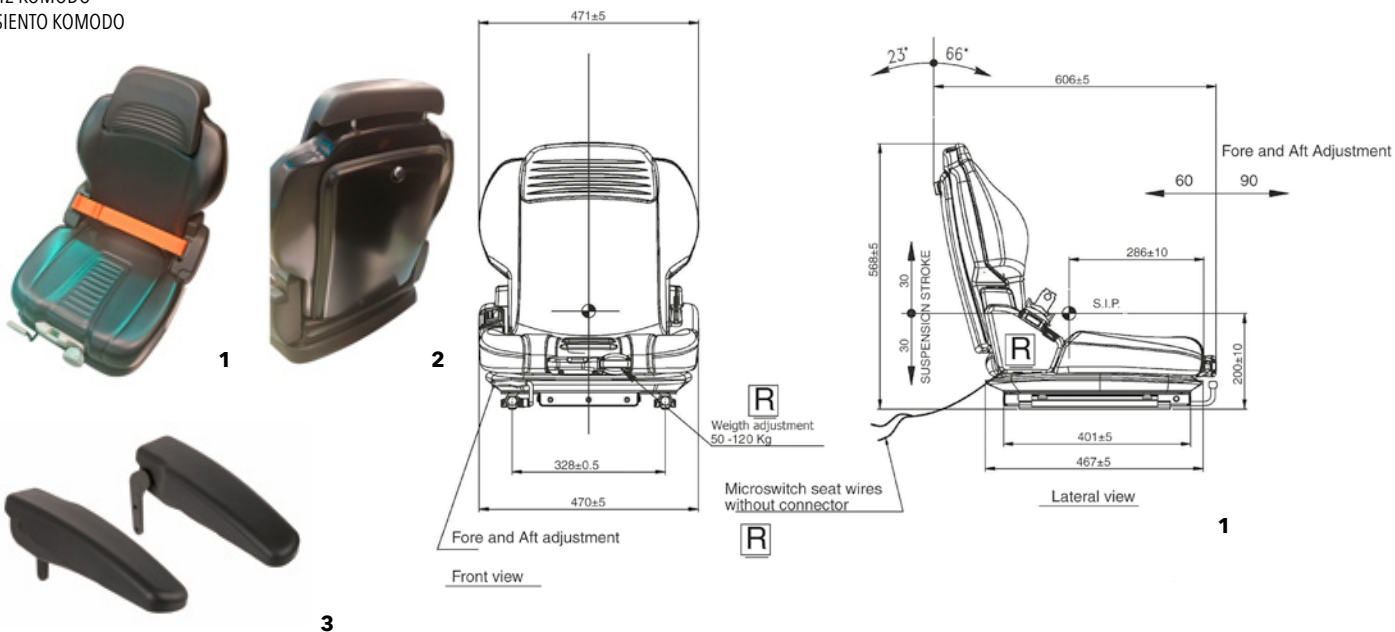
ART. YY511102 SEAT FOR TROLLEYS ELEVATORI AND MACHINES SPECIAL  
 ART. YY511102 SIÈGE POUR CHARIOTS ÉLEVATEURS ET MACHINES SPÉCIALES  
 ART. YY511102 SITZ FÜR STAPLER GABEL UND MASCHINEN SPEZIAL  
 ART. YY511102 ASIENTO PARA CARREILLAS ELEVADORAS Y MÁQUINAS ESPECIALES



Skü	Materiale sedile / Seat material	Regolazione longitudinale / Longitudinal adjustment	Larghezza / Width	Regolazione schienale / Backrest adjustment	Note / Notes	Accessori di serie / Standard accessories
YY511102	Rivestimento in Sky	176 mm	560 mm	25° / -20° (±5°)	Schienale avvolgente	Guide scorrevoli, cinture di sicurezza con arrotolatore, microswitch presenza operatore, vano portaoggetti integrato

**SEDILE KOMODO**

SEAT KOMODO  
 SIÈGE KOMODO  
 SITZ KOMODO  
 ASIENTO KOMODO

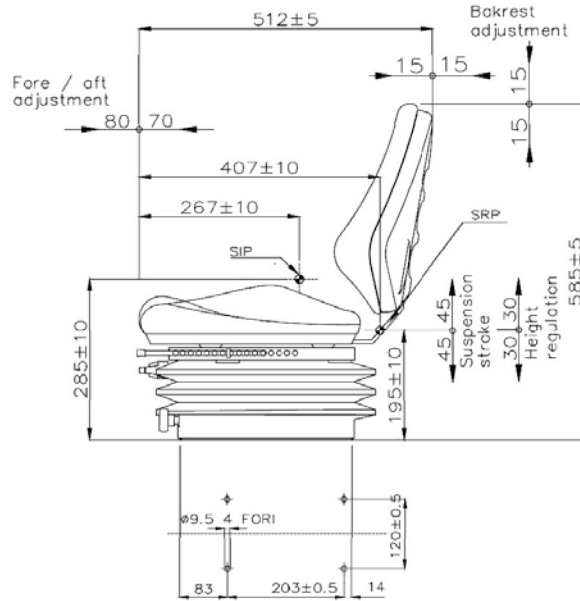


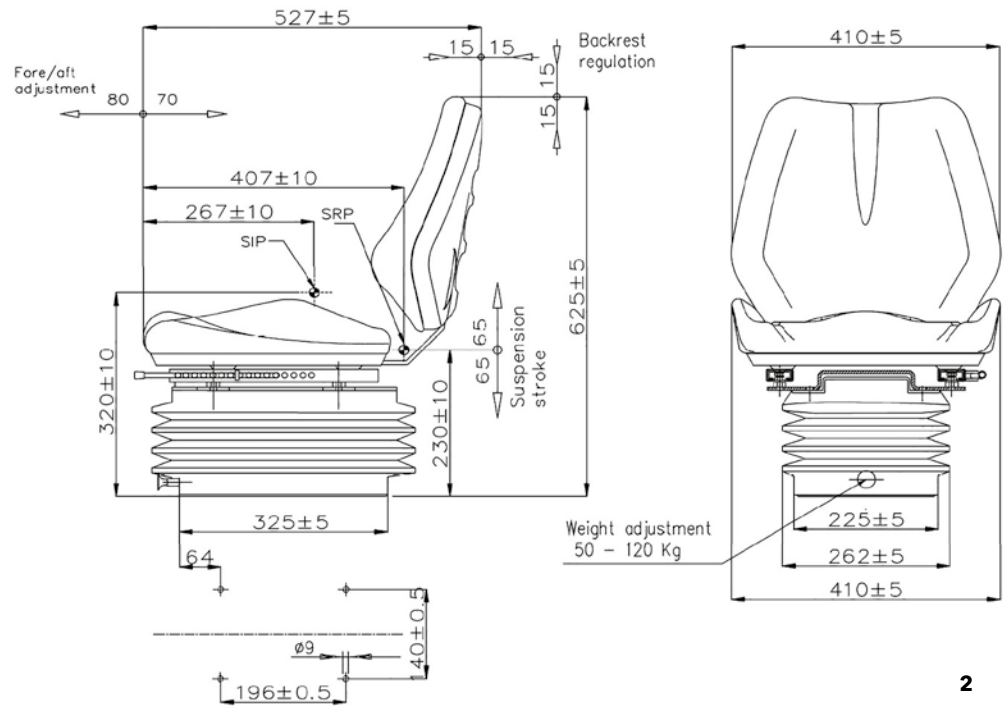
Sedile serie Komodo. / Seat KOMODO with slides, micro-switch, rewinding safety belt, with vinyl cover

Skü	Pos.	Materiale sedile / Seat material	Regolazione longitudinale / Longitudinal adjustment	Larghezza / Width	Corsa sospensione / Suspension stroke	Regolazione schienale / Backrest adjustment	Note / Notes	Accessori di serie / Standard accessories
88107	1-2 / 1	Rivestimento in Sky	150 mm	471 mm	60 mm	-66° / +23°	Tasca portadocumenti integrata	Cintura di sicurezza automatiche arancioni, guide scorrevoli, sospensione meccanica integrata, microswitch presenza operatore, tasca portadocumenti integrata
88108	3						Kit braccioli regolabili	

**SEDILE 'SMALL'**

 SEAT 'SMALL'  
 SIÈGE 'SMALL'  
 SITZ 'SMALL'  
 ASIENTO 'SMALL'

**1**

**1**

**2**

**2**

Skü	Pos.	Materiale sedile / Seat material	Larghezza / Width	Accessori di serie / Standard accessories	Regolazione longitudinale / Longitudinal adjustment	Corsa sospensione / Suspension stroke
34612	1 / 1	Rivestimento in Sky	400 mm	Sospensione meccanica, guide scorrevoli	150 mm	90 mm
34613	2 / 2	Rivestimento in Sky	400 mm	Sospensione pneumatica, guide scorrevoli	150 mm	110 mm

**SEDILE SERIE "8/58"**

SEAT SERIES "8/58"

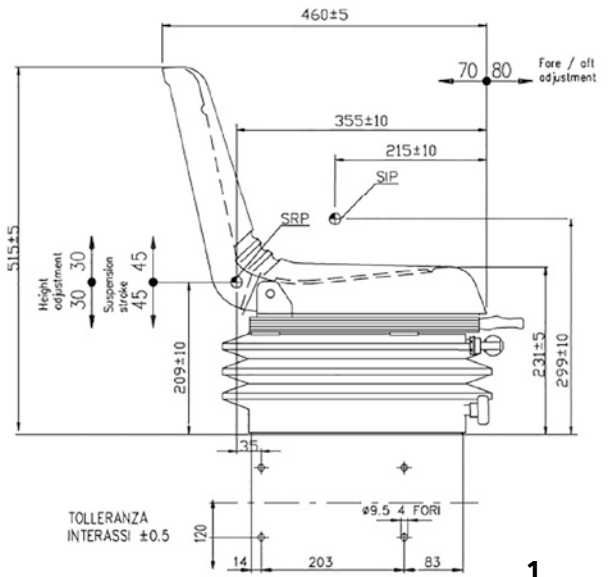
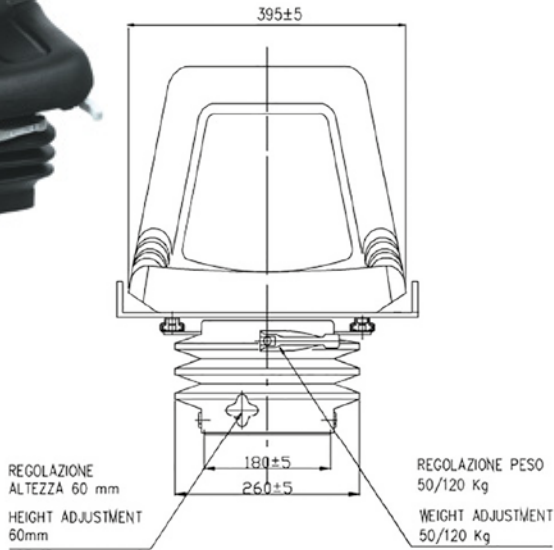
SIÈGE SÉRIE "8/58"

SITZ SERIE "8/58"

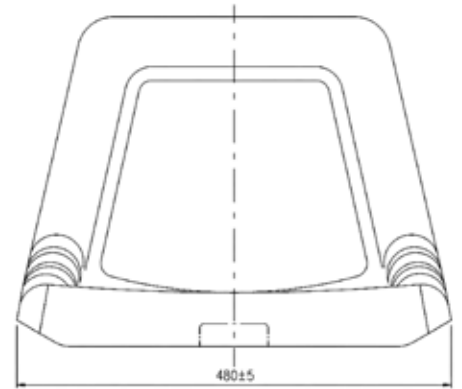
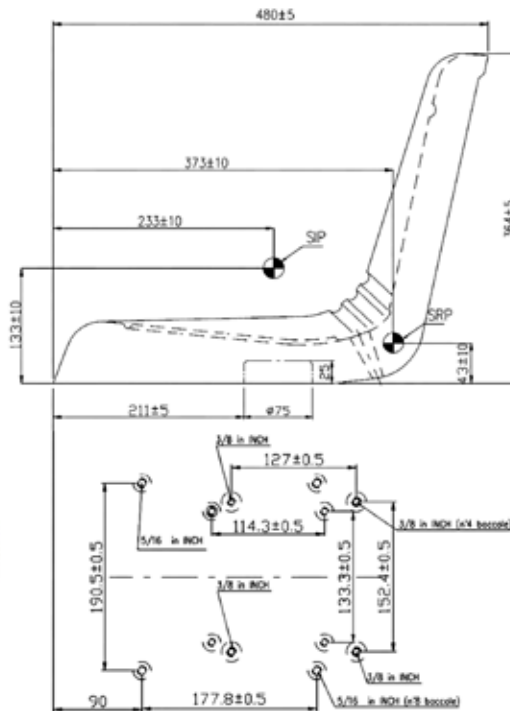
ASIENTO SERIE "8/58"



1

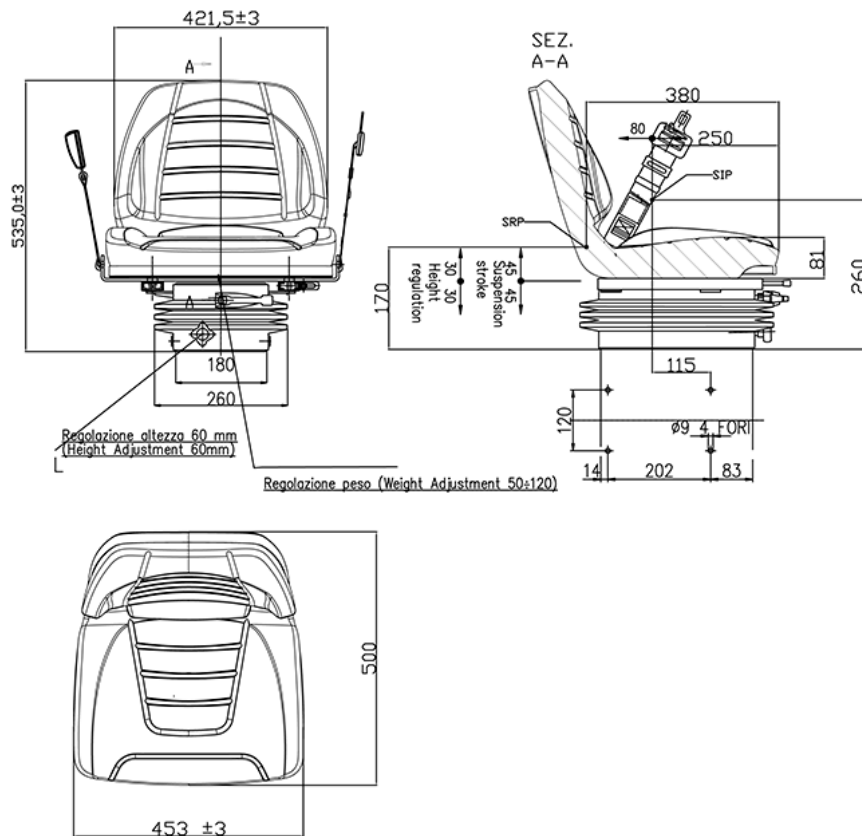


2



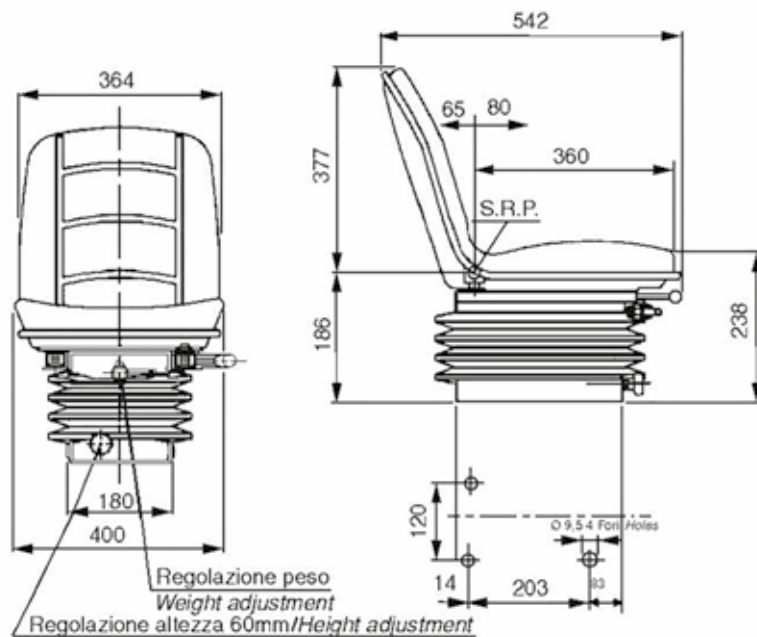
Skù	Pos.	Materiale sedile / Seat material	Note / Notes	Accessori di serie / Standard accessories	Regolazione longitudinale / Longitudinal adjustment	Corsa sospensione / Suspension stroke
02320	1 / 1	Seduta in poliuretano autopellante	Foro scolo acqua. / Water drain hole.	Sospensione meccanica, staffa per cinture, guide scorrevoli	150 mm	90 mm
35630	2 / 2	Seduta in poliuretano autopellante	Foro scolo acqua, interasse multiplo in pollici. / Water drain hole, multiple centre distance in inches.			

**SEDILE 559**

 SEAT 559  
 SIÈGE 559  
 SITZ 559  
 ASIENTO 559


Skü	Materiale sedile / Seat material	Larghezza / Width	Accessori di serie / Standard accessories	Regolazione longitudinale / Longitudinal adjustment	Corsa sospensione / Suspension stroke
83879	Rivestimento in Sky	453 mm	Cintura di sicurezza statica, guide, sospensione meccanica	150 mm	90 mm

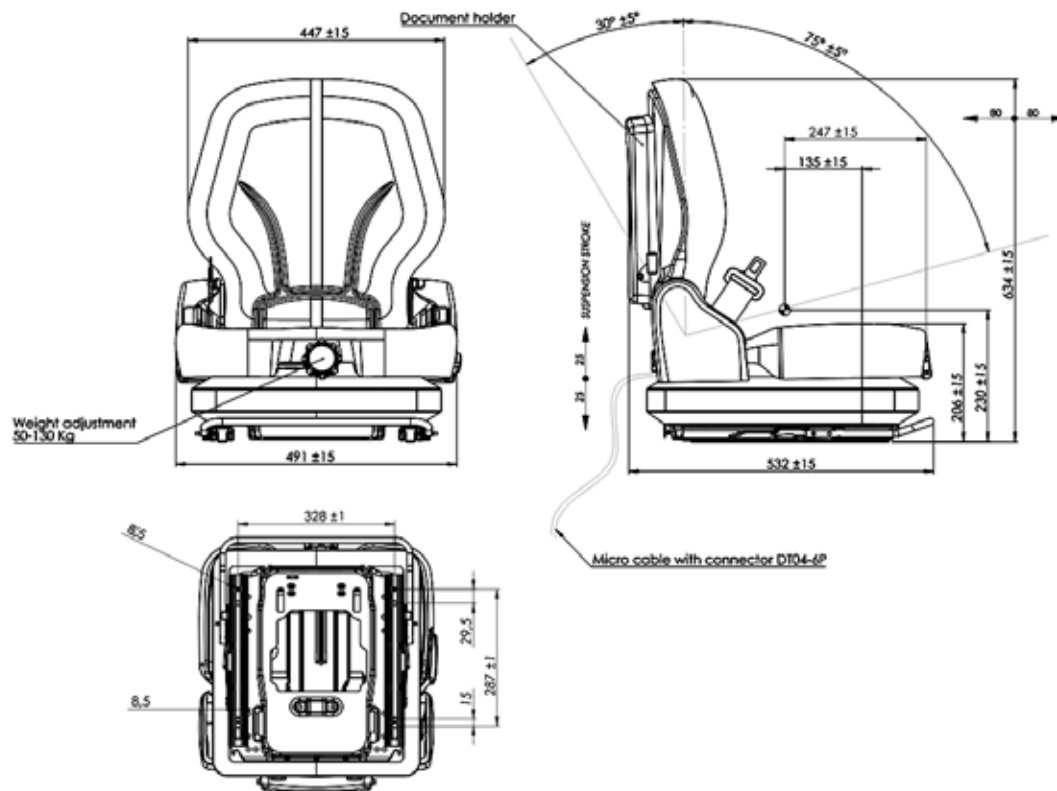
**SEDILE "COMPACT" CON MOLLEGGIO MECCANICO**

 "COMPACT" SEAT WITH MECHANICAL SUSPENSION  
 SIÈGE "COMPACT" AVEC SUSPENSION MÉCANIQUE  
 SITZ "COMPACT" MIT FEDERUNG MECHANISCH  
 ASIENTO "COMPACT" CON SUSPENSÓN MECÁNICA


Skü	Materiale sedile / Seat material	Regolazione longitudinale / Longitudinal adjustment	Larghezza / Width	Corsa sospensione / Suspension stroke	Accessori di serie / Standard accessories
12619	Rivestimento in Sky	150 mm	400 mm	90 mm	Sospensione meccanica, guide scorrevoli

**SEDILE "COMPACT" SI01M1102**

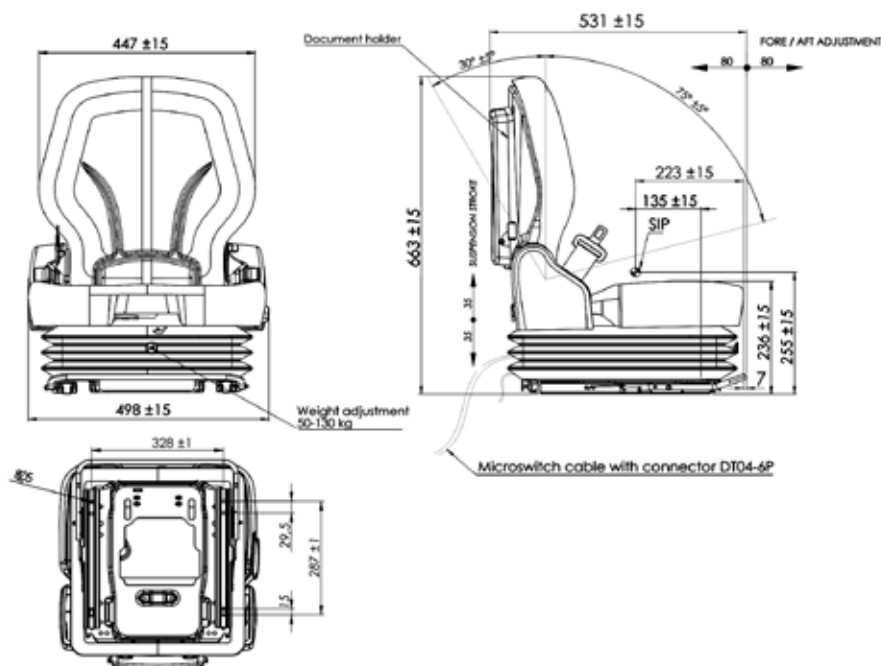
"COMPACT" SEAT SI01M1102  
 SIÈGE "COMPACT" SI01M1102  
 SITZ "COMPACT" SI01M1102  
 ASIENTO "COMPACT" SI01M1102



Skü	Materiale sedile / Seat material	Regolazione longitudinale / Longitudinal adjustment	Larghezza / Width	Corsa sospensione / Suspension stroke	Regolazione schienale / Backrest adjustment	Accessori di serie / Standard accessories
SI01M1102	Rivestimento in Sky	160 mm	491 mm	50 mm	30° / -75° (± 5°)	Sospensione meccanica integrata, microswitch presenza operatore, cinture di sicurezza con arrotolatore, guide scorrevoli e tasca portadocumenti

**SEDILE "COMPACT" SI01P1102**

"COMPACT" SEAT SI01P1102  
 SIÈGE "COMPACT" SI01P1102  
 SITZ "COMPACT" SI01P1102  
 ASIENTO "COMPACT" SI01P1102

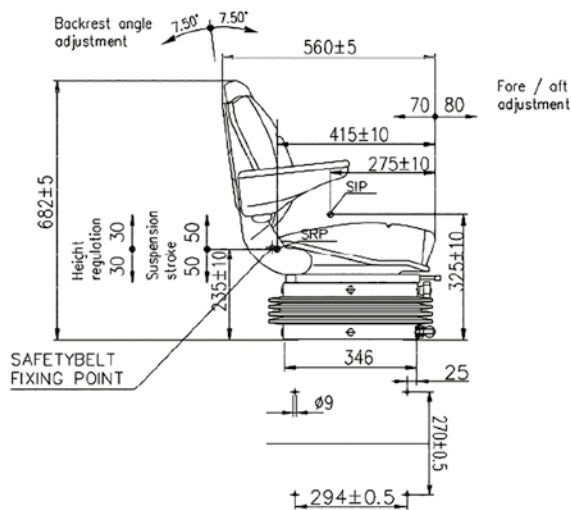
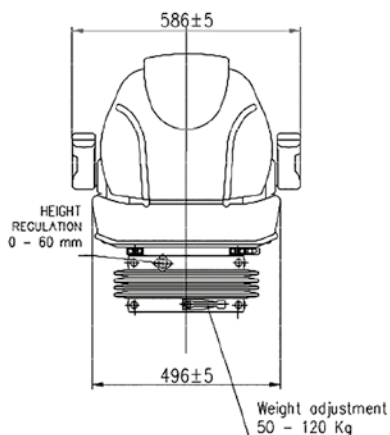


Skü	Materiale sedile / Seat material	Regolazione longitudinale / Longitudinal adjustment	Larghezza / Width	Corsa sospensione / Suspension stroke	Regolazione schienale / Backrest adjustment	Accessori di serie / Standard accessories
SI01P1102	Rivestimento in Sky	160 mm	498 mm	70 mm	30° / -75° (± 5°)	Sospensione pneumatica integrata, microswitch presenza operatore, cinture di sicurezza con arrotolatore, guide scorrevoli e tasca portadocumenti



**SEDILI "ACTIVO STANDARD"**

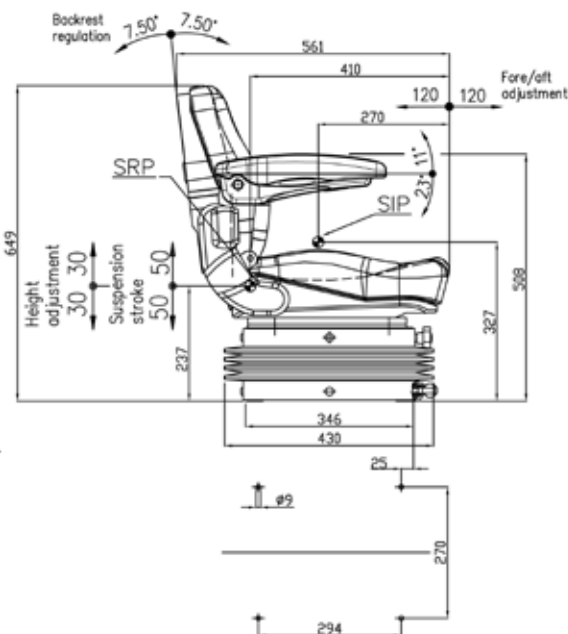
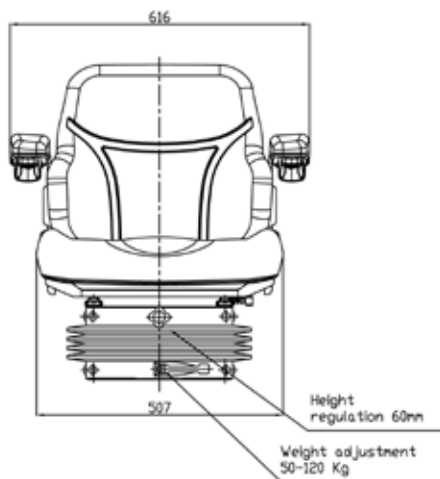
SEATS "ACTIVO STANDARD"  
SIÈGES "ACTIVO STANDARD"  
SITZ "ACTIVO STANDARD"  
ASIENTOS "ACTIVO STANDARD"



SKU	Materiale sedile / Seat material	Regolazione longitudinale / Longitudinal adjustment	Larghezza / Width	Corsa sospensione / Suspension stroke	Regolazione schienale / Backrest adjustment	Accessori di serie / Standard accessories
951556503BK	Rivestimento in tessuto	150 mm	616 mm	90 mm	-73° / +17,5°	Molleggio pneumatico, braccioli regolabili, poggiatesta, piastra girevole e guide scorrevoli
951665BK	Rivestimento in tessuto	150 mm	586 mm	100 mm	-73° / +17,5°	Molleggio meccanico, braccioli a due posizioni, poggiatesta e guide scorrevoli

**SEDILE "ACTIVO PLUS" 81060**

SEAT "ACTIVO PLUS" 81060  
SIÈGE "ACTIVO PLUS" 81060  
SITZ "ACTIVO PLUS" 81060  
ASIENTO "ACTIVO PLUS" 81060



SKU	Materiale sedile / Seat material	Larghezza / Width	Regolazione schienale / Backrest adjustment	Accessori di serie / Standard accessories	Regolazione longitudinale / Longitudinal adjustment	Corsa sospensione / Suspension stroke
81060	Rivestimento in Sky	616 mm	-73° / +17,5°	Molleggio meccanico, braccioli regolabili, guide scorrevoli	240 mm	100 mm

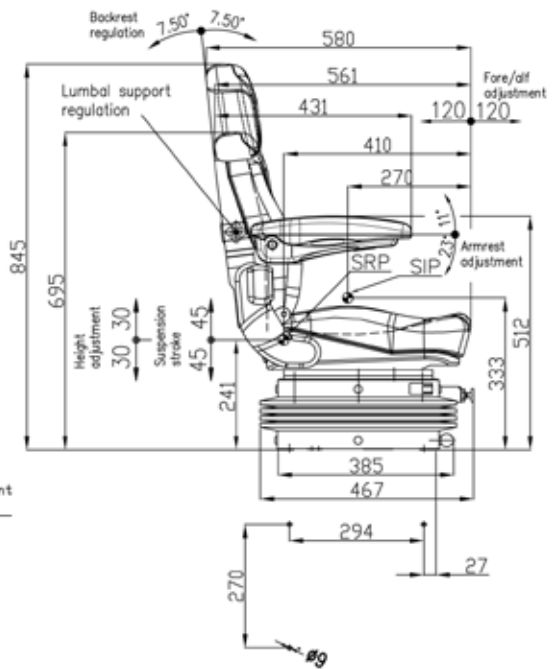
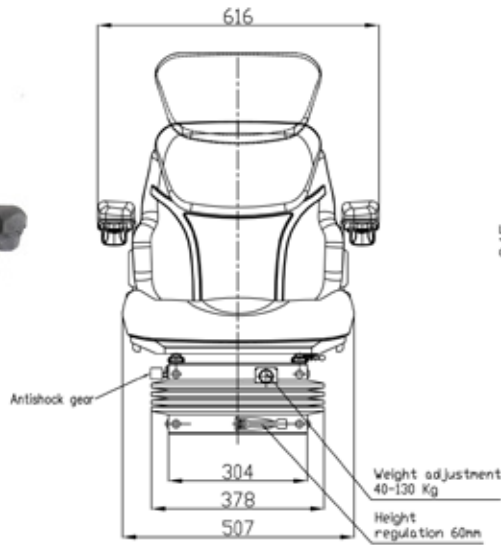
**SEDILE "ACTIVO PLUS" 81061**

SEAT "ACTIVO PLUS" 81061

SIÈGE "ACTIVO PLUS" 81061

SITZ "ACTIVO PLUS" 81061

ASIENTO "ACTIVO PLUS" 81061



SKU	Materiale sedile / Seat material	Larghezza / Width	Regolazione schienale / Backrest adjustment	Accessori di serie / Standard accessories	Regolazione longitudinale / Longitudinal adjustment	Corsa sospensione / Suspension stroke
<b>81061</b>	Rivestimento in tessuto	616 mm	-73° / +17,5°	Molleghio pneumatico, braccioli regolabili, poggiatesta regolabile in altezza, regolazione lombare e guide scorrevoli.	240 mm	90 mm

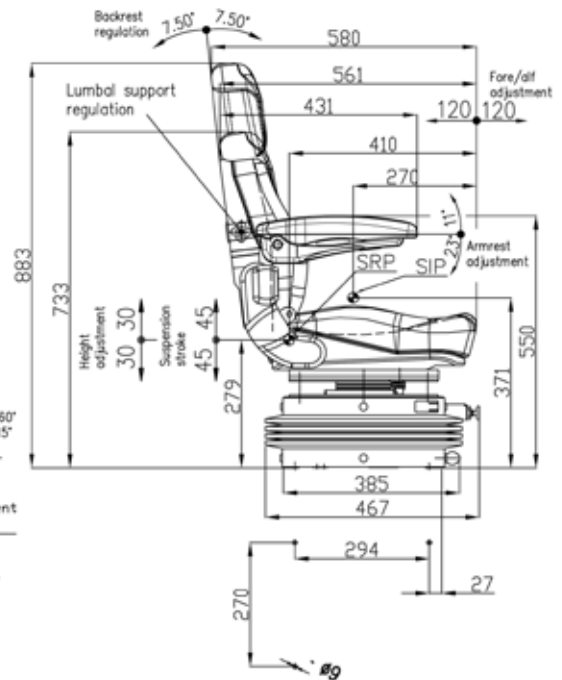
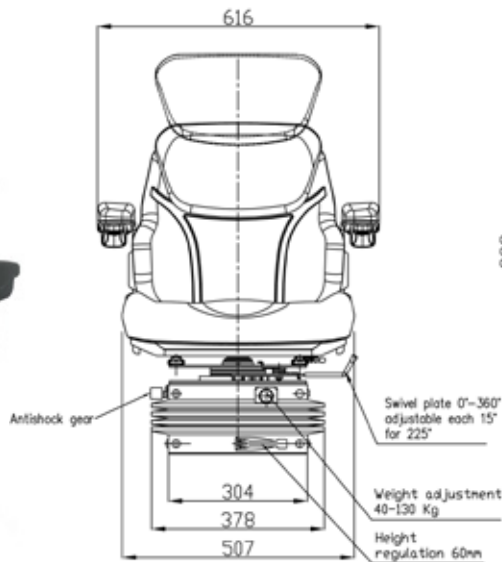
**SEDILE "ACTIVO PLUS" 81062**

SEAT "ACTIVO PLUS" 81062

SIÈGE "ACTIVO PLUS" 81062

SITZ "ACTIVO PLUS" 81062

ASIENTO "ACTIVO PLUS" 81062



SKU	Materiale sedile / Seat material	Larghezza / Width	Regolazione schienale / Backrest adjustment	Accessori di serie / Standard accessories	Regolazione longitudinale / Longitudinal adjustment	Corsa sospensione / Suspension stroke
<b>81062</b>	Rivestimento in tessuto	616 mm	-73° / +17,5°	Molleghio pneumatico, braccioli regolabili, poggiatesta regolabile in altezza, regolazione lombare, piastra girevole e guide scorrevoli	240 mm	90 mm

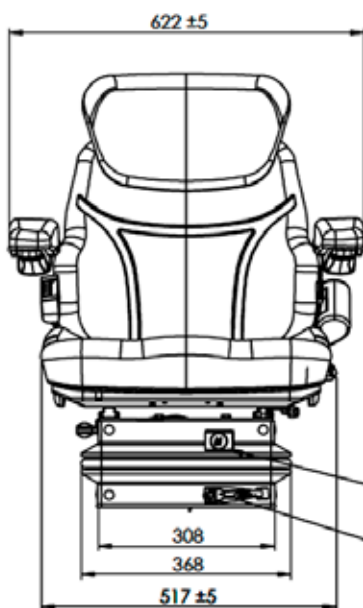
**SEDILI "ACTIVO PLUS" CON CINTURE DI SICUREZZA**

SEATS "ACTIVO PLUS" WITH SAFETY BELTS

SIÈGES "ACTIVO PLUS" AVEC CEINTURES DE SÉCURITÉ

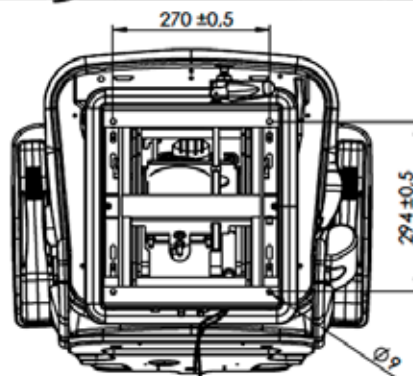
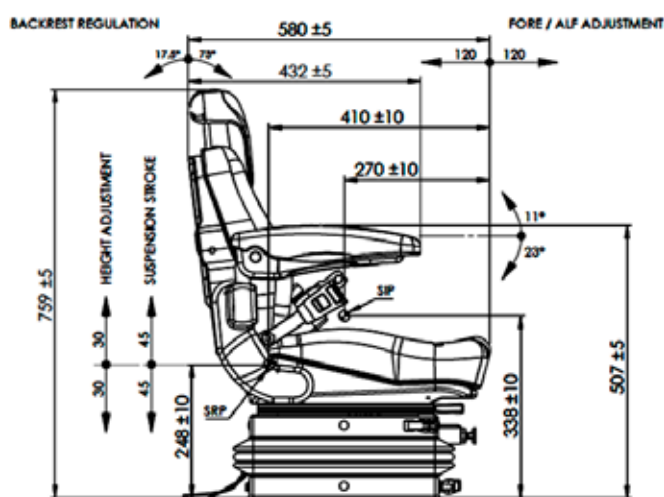
SITZE "ACTIVO PLUS" MIT GURTE VON SICHERHEIT

ASIENTOS "ACTIVO PLUS" CON CINTURONES DE SEGURIDAD



WEIGHT ADJUST  
50 - 120 Kg

HEIGHT ADJUSTMENT  
60 mm



SKU	Materiale sedile / Seat material	Larghezza / Width	Regolazione schienale / Backrest adjustment	Accessori di serie / Standard accessories	Regolazione longitudinale / Longitudinal adjustment	Corsa sospensione / Suspension stroke
961556600BK	Rivestimento in tessuto	616 mm	-73° / +17,5°	Molleggio pneumatico, braccioli regolabili, cinture di sicurezza con arrotolatore, poggiatesta e guide scorrevoli	240 mm	90 mm
961556603BK	Rivestimento in tessuto	616 mm	-73° / +17,5°	Molleggio pneumatico, braccioli regolabili, cinture di sicurezza con arrotolatore, poggiatesta, piastra girevole e guide scorrevoli	240 mm	90 mm

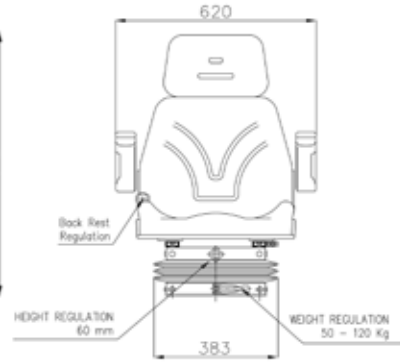
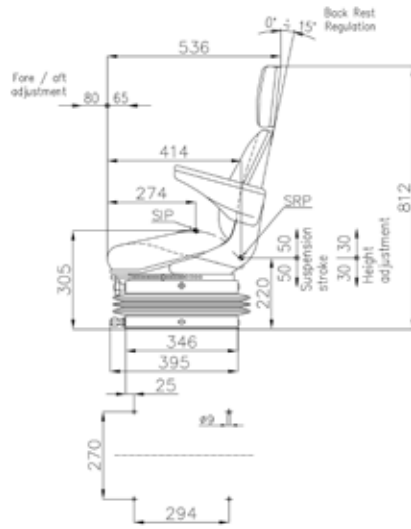
**SEDILI "TOP" CON MOLLEGGIO MECCANICO**

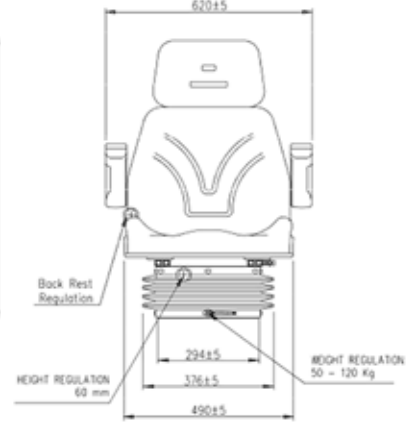
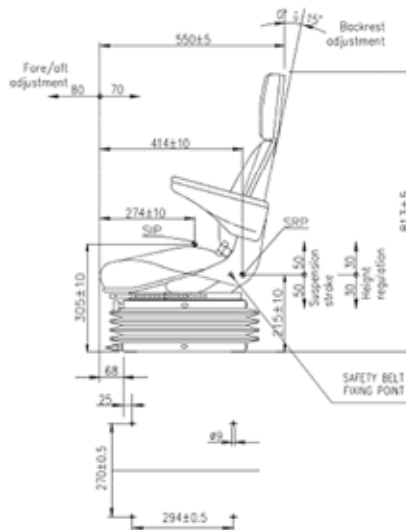
SEATS "TOP" WITH MECHANICAL SUSPENSION

SIÈGES "TOP" AVEC SUSPENSION MÉCANIQUE

SITZE "TOP" MIT FEDERUNG MECHANISCH

ASIENTOS "TOP" CON SUSPENSIÓN MECÁNICA


**1**

**1**

**2**

**2**

SKU	Pos.	Materiale sedile / Seat material	Larghezza / Width	Regolazione schienale / Backrest adjustment	Accessori di serie / Standard accessories	Regolazione longitudinale / Longitudinal adjustment	Corsa sospensione / Suspension stroke
10551	1 / 1	Rivestimento in tessuto	620 mm	0° / +15°	Poggiatesta, braccioli a due posizioni, guide scorrevoli e molleggio meccanico	150 mm	100 mm
91388	2 / 2	Rivestimento in Sky	620 mm	0° / +15°	Poggiatesta, braccioli a due posizioni, guide scorrevoli e molleggio meccanico	150 mm	100 mm

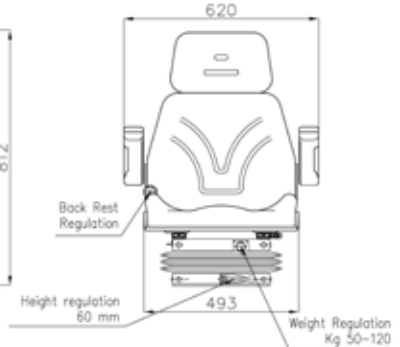
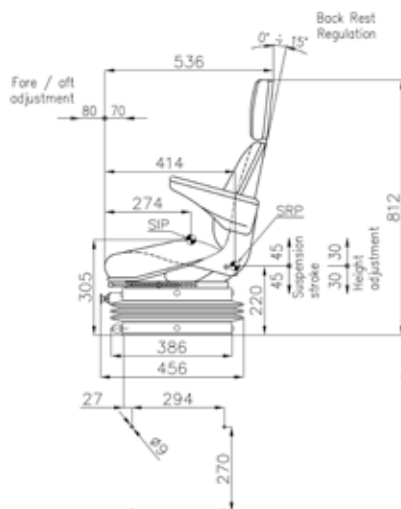
**SEDILE "TOP" CON MOLLEGGIO PNEUMATICO**

SEAT "TOP" WITH PNEUMATIC SUSPENSION

SIÈGE "TOP" AVEC SUSPENSION PNEU

SITZ "TOP" MIT FEDERUNG REIFEN

ASIENTO "TOP" CON SUSPENSIÓN NEUMÁTICO



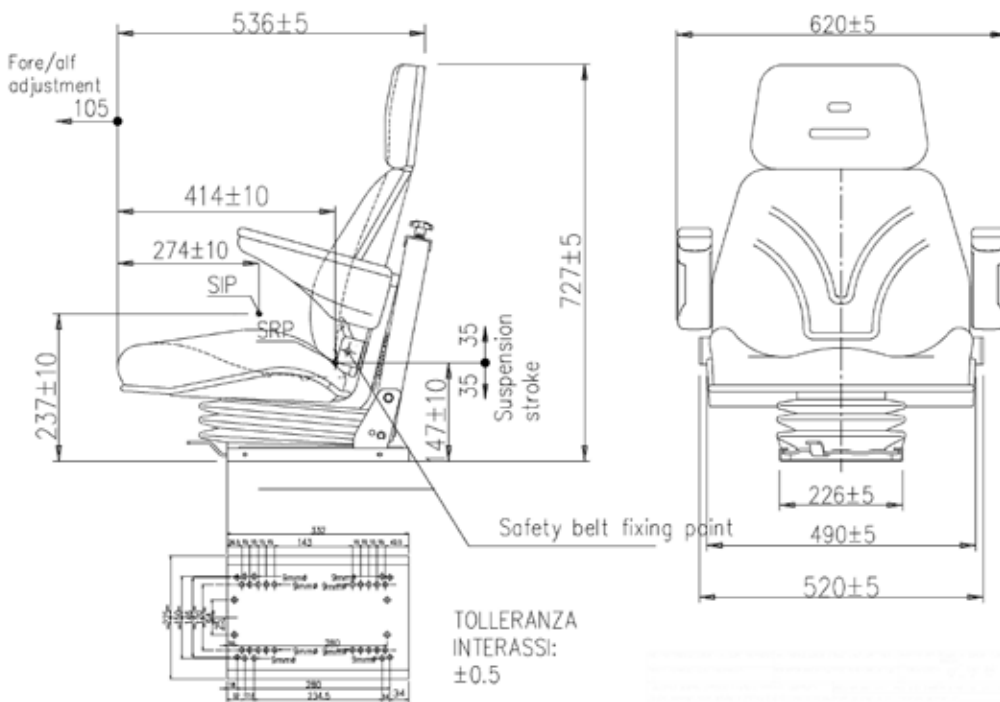
SKU	Materiale sedile / Seat material	Larghezza / Width	Regolazione schienale / Backrest adjustment	Accessori di serie / Standard accessories	Regolazione longitudinale / Longitudinal adjustment	Corsa sospensione / Suspension stroke
10550	Rivestimento in tessuto	620 mm	0° / +15°	Poggiatesta, braccioli a due posizioni, guide scorrevoli e molleggio pneumatico	150 mm	90 mm

**SEDILE "TOP" CON MOLLEGGIO VERTICALE**

SEAT 'TOP' WITH VERTICAL SUSPENSION  
 SIÈGE 'TOP' AVEC SUSPENSION VERTICALE  
 SITZ 'TOP' MIT FEDERUNG VERTIKAL  
 ASIENTO 'TOP' CON SUSPENSION VERTICAL



1



1



2

Sku	Pos.	Materiale sedile / Seat material	Larghezza / Width	Note / Notes	Accessori di serie / Standard accessories	Regolazione longitudinale / Longitudinal adjustment	Corsa sospensione / Suspension stroke
10552	1 / 1	Rivestimento in Sky	620 mm		Poggiatesta, braccioli a due posizioni, guide scorrevoli e molleggio meccanico verticale	150 mm	70 mm
10554	2			Braccioli a due posizioni			

**COPRISEDILI**

 SEAT COVERS  
 HOUSSE DE SIEGE  
 SITZBEZUG  
 FUNDA DE ASIENTO


Skü	Pos.	Materiali / Material	Colore / Colour	Lunghezza / Length	Larghezza / Width	Contenuto / Content
97752	1	Oxford fabric con rivestimento PVC Waterproof	nero	100 cm	63 cm	
97753	2	Oxford fabric con rivestimento PVC Waterproof	nero	90 cm	63 cm	
97754	3	Oxford fabric con rivestimento PU Waterproof	nero	83 cm	55 cm	
97755	4	Poliestere	rosso	73 cm	49 cm	
97756	5	Denim	grigio			Poggiatesta 27x27,5cm Schienale 47x38cm Seduta 47x55cm

**CINTURE DI SICUREZZA STATICHE**

 STATIC SAFETY BELTS  
 CEINTURES DE SÉCURITÉ STATIQUE  
 GURTE VON SICHERHEIT STATISCHE  
 CINTURONES DE SEGURIDAD ESTÁTICOS


Skü	Pos.	Note / Notes
37296	2	Accessorio per tutti i sedili modello "Small" e per i sedili 03717 e 75605. Completa di staffa di fissaggio. /To be supplied with all seats SMALL and model 03717 and 75605.
ACC025SC	1	Cintura di sicurezza a 2 punti senza staffa

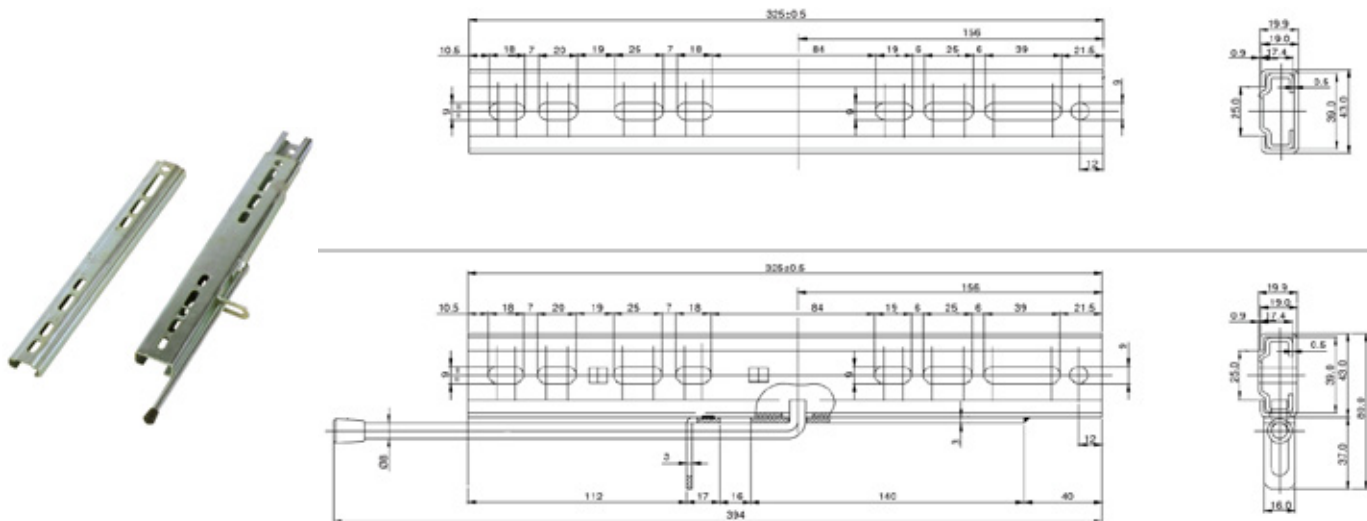
**CINTURE DI SICUREZZA CON ARROTOLATORE**

 SAFETY BELTS WITH REEL  
 CEINTURES DE SÉCURITÉ AVEC ARROTOLATORE  
 GURTE VON SICHERHEIT MIT ARROTOLATORE  
 CINTURONES DE SEGURIDAD CON ARROTOLATORE


Skü	Pos.	Note / Notes
37297	2	Accessorio per tutti i sedili modello "Small" e per i sedili 03717 e 75605. Completa di staffa di fissaggio. /To be supplied with seats SMALL, seats 03717 and 75605
19639	1	Cintura di sicurezza senza staffa

**GUIDE**

SLIDES  
GUIDES  
LEITFÄDEN  
GUÍAS

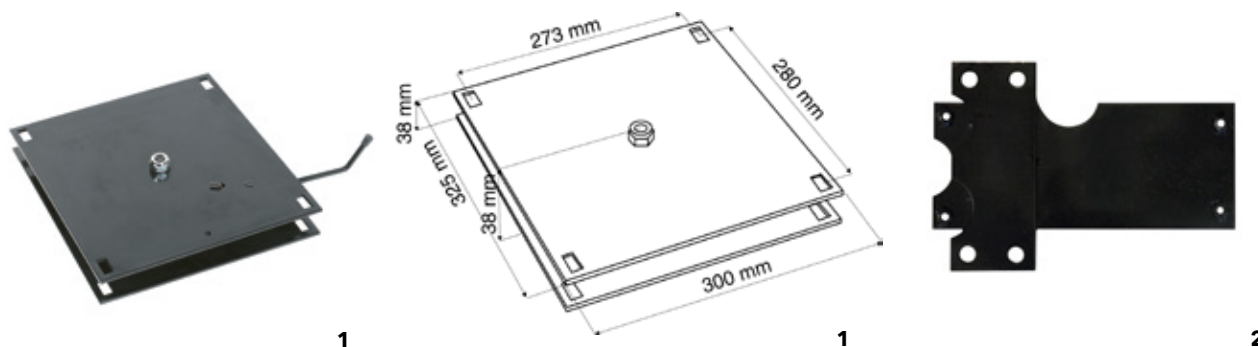


Skü

02161

**PIASTRE SEDILE**

SEAT PLATES  
PLAQUES DE SIÉGE  
SITZPLATTEN  
PLACAS DELASIENTO



Skü	Pos.	Descrizione / Description
10555	1 / 1	Piastra base girevole regolazione ogni 15 gradi / Swivel plate - adjustment every 15 degrees
27947	2	Piastra in metallo adattabile a sedile Grammer

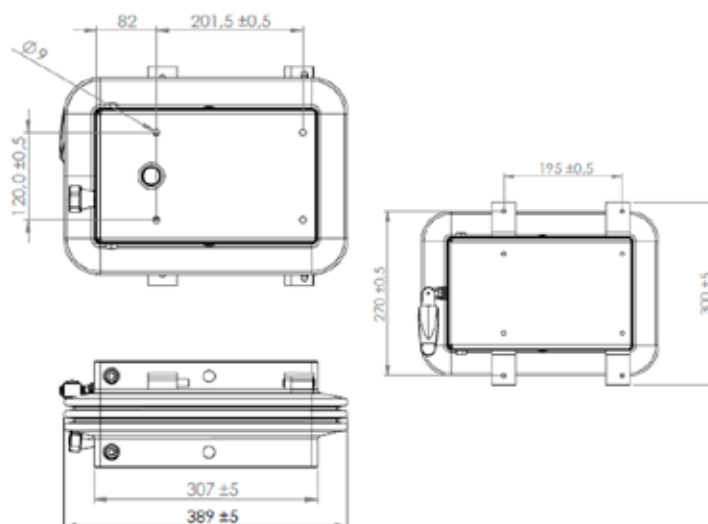
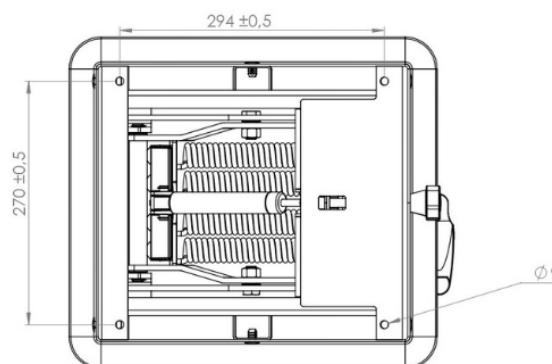
**SOSPENSIONI MECCANICHE**

MECHANICAL SUSPENSIONS

SUSPENSIONS MÉCANIQUES

FEDERUNGEN MECHANISCHE

SUSPENSIONES MECÁNICAS


**1**

**2**

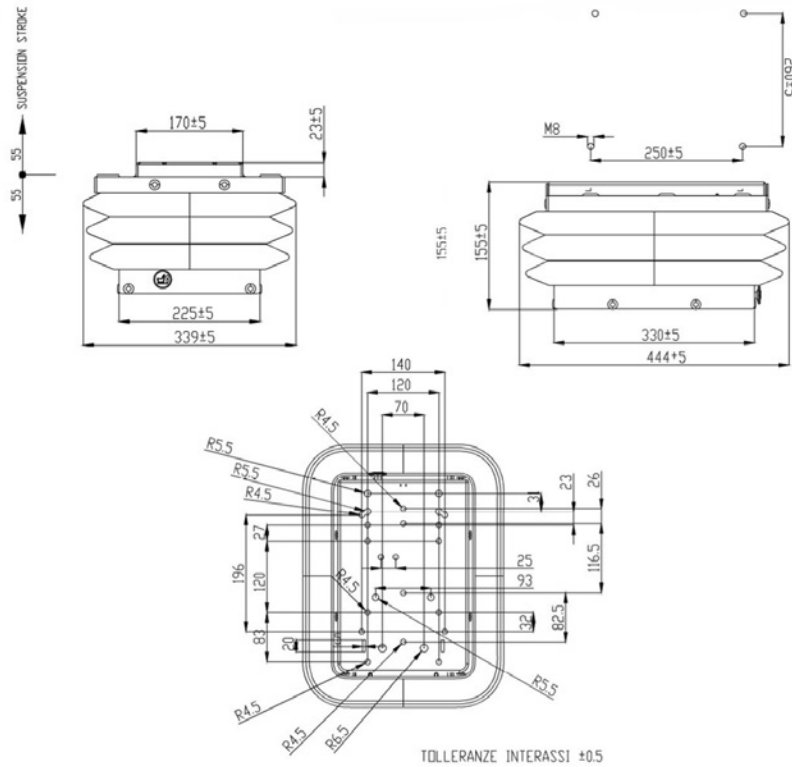
Skü	Pos.	Note / Notes	Corsa sospensione / Suspension stroke
<b>MOL220</b>	1	Fori Ø 8mm	90 mm
<b>MOL220CMP</b>	1	Per sedili art. 83877 e 83878. Fori Ø 10mm	90 mm
<b>MOL698NB</b>	2	Fori Ø 9mm	100 mm

**SOSPENSIONI PNEUMATICHE**

PNEUMATIC SUSPENSIONS  
 SUSPENSIONS PNEUMATIQUES  
 FEDERUNGEN PNEUMATISCHE  
 SUSPENSIONES NEUMÁTICAS



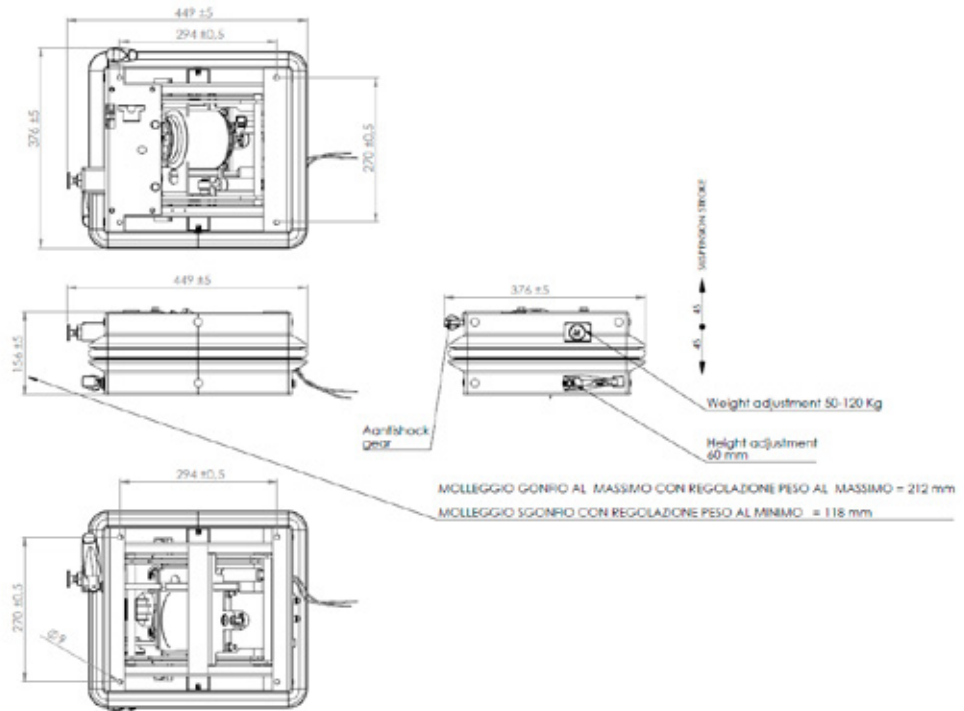
1



1



2



2

SKU	Pos.	Note / Notes	Corsa sospensione / Suspension stroke
MOL160	1 / 1		110 mm
MOL550	2 / 2	Sistema antishock orizzontale integrato	90 mm

**IMBOTTITURE COMPLETE PER SEDILI**

COMPLETE SEAT UPHOLSTERY

REMBOURRAGES COMPLETS POUR SIÈGES

KOMPLETTE POLSTERUNGEN FÜR SITZE

ACOLCHADOS COMPLETOS PARA ASIENTOS


**1**

**2**

**3**

Skü	Pos.	Descrizione / Description
<b>00321</b>	1	Imbottitura sedile per codice 1148-322-319-320-318 / Seat padding for items 1148-322-319-320-318
<b>00775</b>	3	Imbottitura adattabile sedile FIAT 4982202 / Fiat padding adaptable to FIAT 4982202
<b>30923</b>	2	Imbottitura in sky per sedile 12619 / Vinyl foam for seat 12619

**SEDUTE E SCHIENALI A RICAMBIO PER SEDILI AMA**

REPLACEMENT SEATS AND BACKREST FOR AMA SEATS

SIÈGES ET DOSSIERS DE RECHANGE POUR SIÈGES AMA

ERSATZ-SITZE UND RÜCKENLEHNEN FÜR AMA-SITZE

ASIENTOS Y RESPALDOS DE RECAMBIO PARA ASIENTOS AMA


**1**

**2**

**3**

**4**

**5**

Skü	Pos.	Descrizione / Description
<b>03730</b>	1	Seduta in sky per sedile 03717, 03722, 03728 e 03790
<b>03735</b>	2	Schienale in versione sky per sedile 03717, 03722 e 03728
<b>03765</b>	3	Schienale avvolgente in versione sky per sedile 03790 e 03791
<b>30924</b>	4	Seduta in sky per sedili 09370 e 19640
<b>34953</b>	5	Cuscino in sky per sedili serie Small


**SEDUTE E SCHIENALI A RICAMBIO PER ALTRI SEDILI**

REPLACEMENT SEATS AND BACKREST FOR OTHER SEATS

SIÈGES ET DOSSIERS DE RECHANGE POUR D'AUTRES SIÈGES

ERSATZ-SITZFLÄCHEN UND RÜCKENLEHNEN FÜR ANDERE SITZE

ASIENTOS Y RESPALDOS DE RECAMBIO PARA OTROS ASIENTOS



Skü	Pos.	Descrizione / Description
00339	1	Imbottitura adattabile sedile FIAT 415 D.e S.trazione
00379	2	Imbottitura adattabile sedile FIAT 9959601

**KIT IMBOTTITURE SEDILI**

KIT SEAT CUSHIONS

KIT REMBOURRAGES SIÈGES

KIT POLSTERUNGEN SITZE

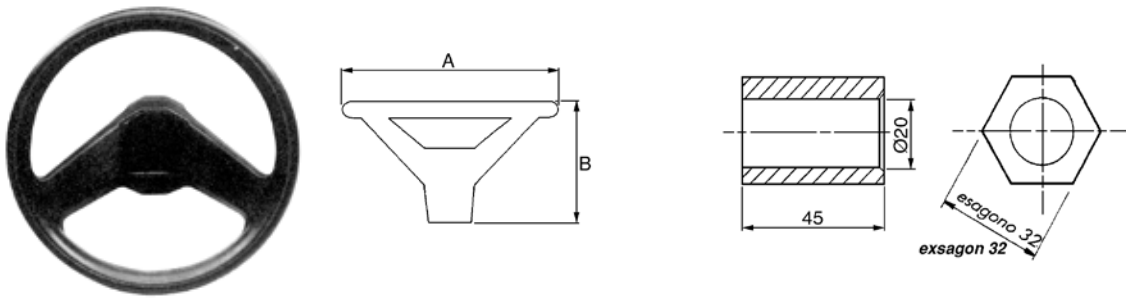
KIT ACOLCHADOS ASIENTOS



Skü	Applicazioni		Rif. Orig.	
	Brand	Modello	Brand	Cod. Originale
00329	FIAT	355, 455, 505, 605	FIAT	4953869
01601	AGRIFULL	60L, 70L		
	FIAT	311 C, 312 C, 351C, 352 C, 355 C, 411 C, 451 C, 455 C, 505 C, 555 C, 605 C, 655 C, 805 C		
01614	AGRIFULL	235C, 355C		
	ITMA	340, 345, 360, 500 SLN		
01662	LANDINI	4500, 5500, 6500, 7800		
	MASSEY FERGUSON	134C, 154C, 174C, 194C		
01671	LAMBORGHINI	C483, C503, C553, C603, C653		
	SAME	FALCON C		

**VOLANTE PER TRATTORINI DA GIARDINAGGIO**

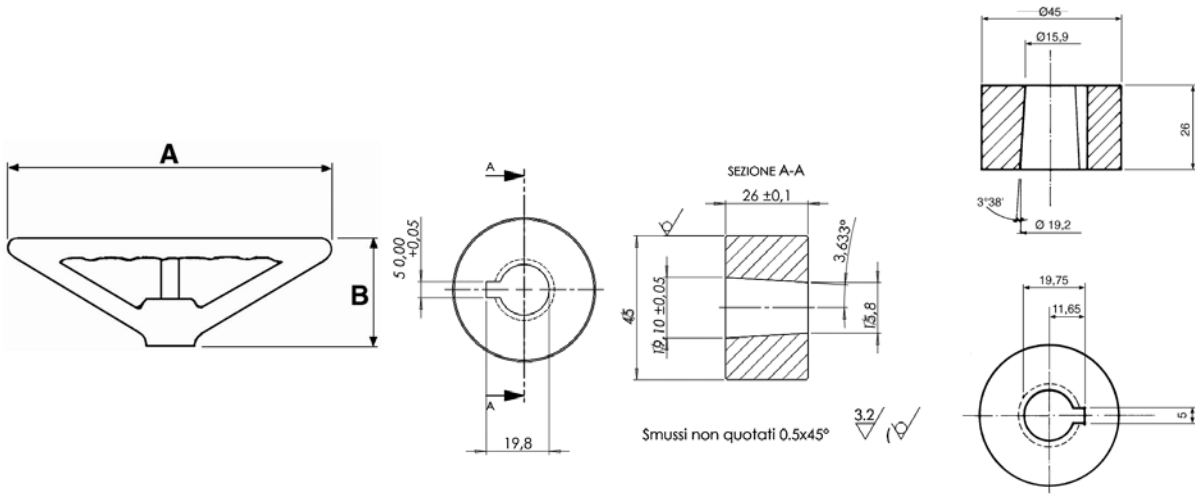
STEERING WHEEL FOR GARDEN TRACTORS  
 VOLANT POUR TRACTEURS DE JARDINAGE  
 LENKRAD FÜR GARTENTRAKTOREN  
 VOLANTE PARA TRACTORES DE JARDINERÍA



Skü	Colore / Colour	Materiali / Material	A	B
12722	Nero	Polipropilene	340 mm	210 mm

**VOLANTI CONICITÀ C2**

STEERING WHEELS TAPER C2  
 VOLANTS CONICITÉ C2  
 LENKRÄDER KONIZITÄT C2  
 VOLANTES CONICIDAD C2



Conicità/Taper: C/2

Skü	Pos.	A	B	Note / Notes
34193	1	300 mm	70 mm	Senza pomello. "Serie 9"
34194	2	300 mm	70 mm	Con pomello 35786. "Serie 9"
00916	3	395 mm	72 mm	Senza pomello

**VOLANTI CONICITÀ C5**

STEERING WHEELS TAPER C5

VOLANTS CONICITÉ C5

LENKRÄDER KONIZITÄT C5

VOLANTES CONICIDAD C5



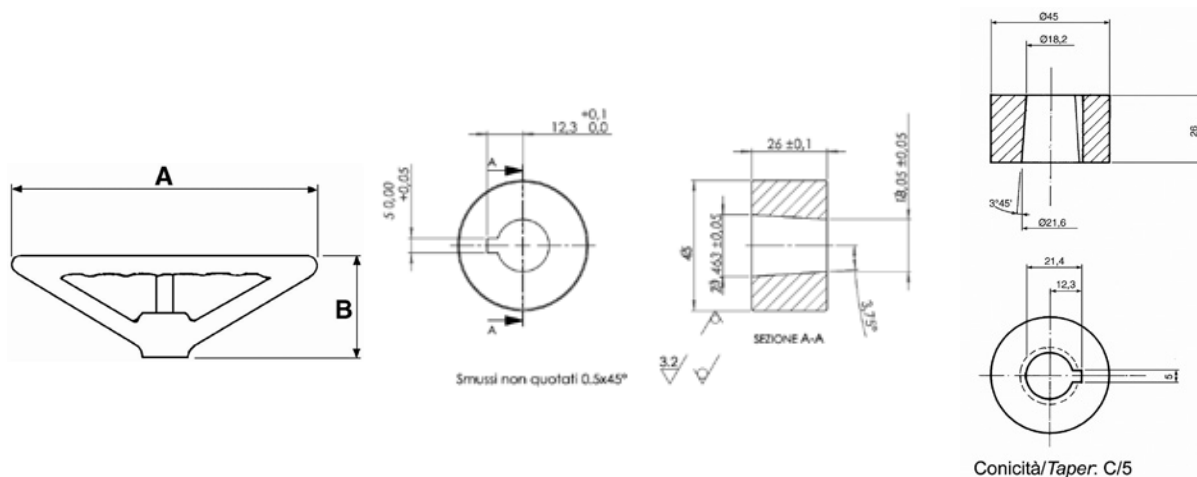
1



2



3



Skü	Pos.	A	B	Note / Notes
34195	1	300 mm	70 mm	Senza pomello. "Serie 9"
00345	2	435 mm	122 mm	Senza pomello
00917	3	395 mm	72 mm	Senza pomello
00926	3	300 mm	83 mm	Senza pomello

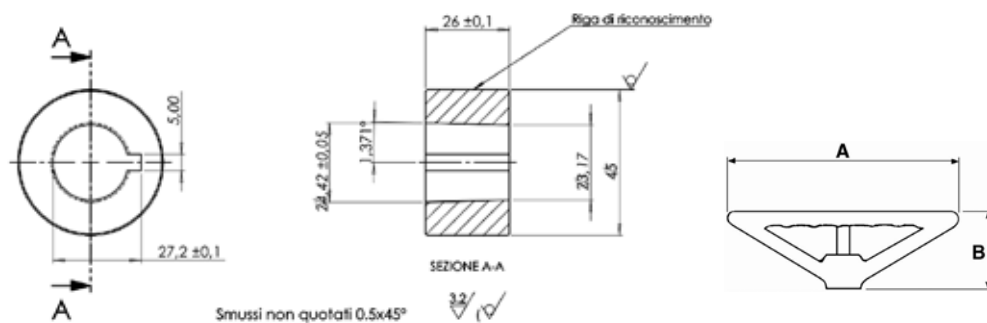
**VOLANTI CONICITÀ C6**

STEERING WHEELS TAPER C6

VOLANTS CONICITÉ C6

LENKRÄDER KONIZITÄT C6

VOLANTES CONICIDAD C6



Skü	A	B	Note / Notes
00915	365 mm	150 mm	Senza pomello
00918	395 mm	72 mm	Senza pomello
00919	435 mm	122 mm	Senza pomello

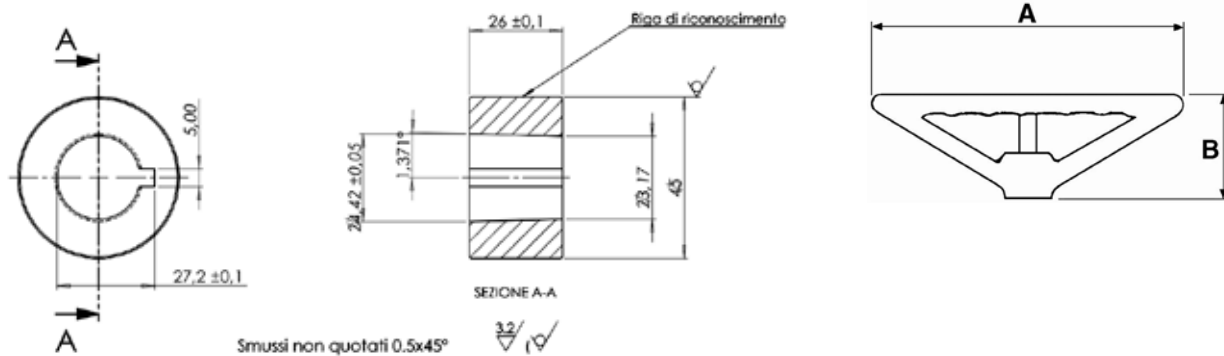
**VOLANTI "SERIE 9" CONICITA' C6**

STEERING WHEELS "SERIE 9" TAPER C6

VOLANTS "SERIE 9" CONICITÉ' C6

LENKRÄDER "SERIE 9" KONIZITÄT' C6

VOLANTES "SERIE 9" CONICIDAD' C6



Skü	A	B	Note / Notes
19619	360 mm	105 mm	Senza pomello
19622	360 mm	105 mm	Con pomello 35786
34197	300 mm	70 mm	Senza pomello
34198	300 mm	70 mm	Con pomello 35786

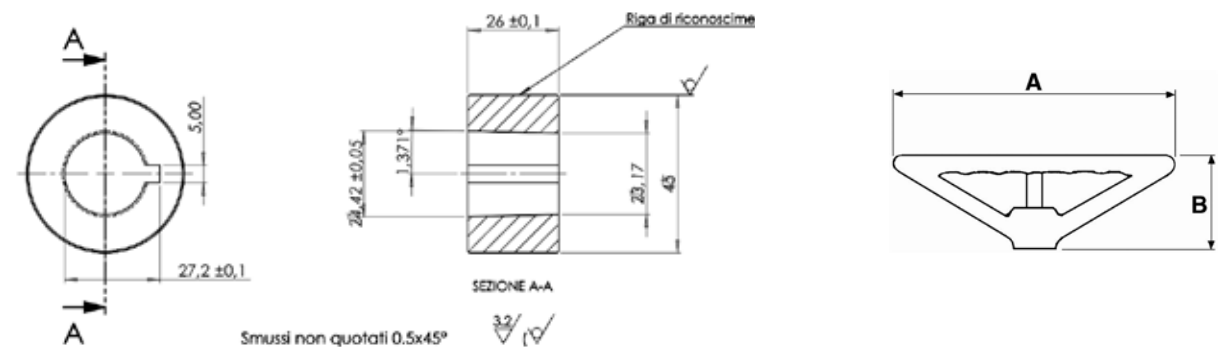
**VOLANTI "SERIE 10" CONICITA' C6**

STEERING WHEELS "SERIE 10" TAPER C6

VOLANTS "SERIE 10" CONICITÉ' C6

LENKRÄDER "SERIE 10" KONIZITÄT' C6

VOLANTES "SERIE 10" CONICIDAD' C6



Skü	A	B	Note / Notes
83942	320 mm	100 mm	Senza pomello
83943	320 mm	100 mm	Con pomello

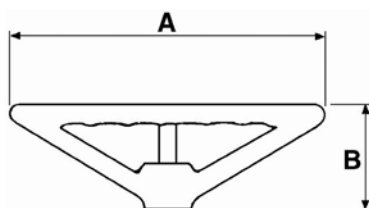
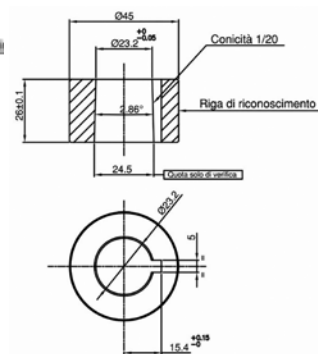
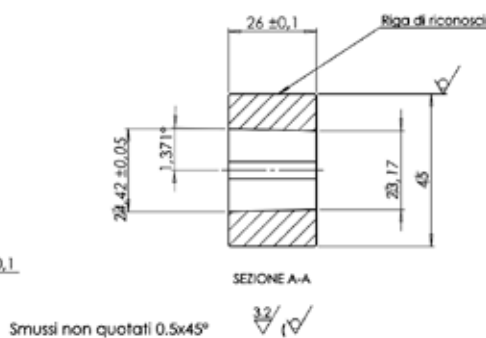
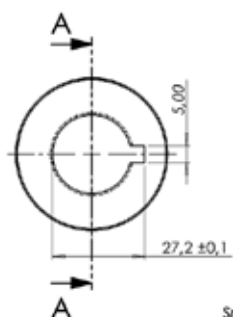
**VOLANTI "SERIE 6" CONICITA' C6**

STEERING WHEELS "SERIE 6" TAPER C6

VOLANTS "SERIE 6" CONICITÉ' C6

LENKRÄDER "SERIE 6" KONIZITÄT' C6

VOLANTES "SERIE 6" CONICIDAD' C6



SKU	A	B	Note / Notes
83944	360 mm	104 mm	Senza pomello
83945	360 mm	104 mm	Con pomello

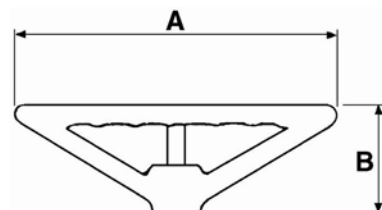
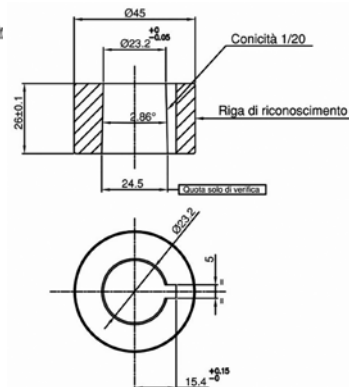
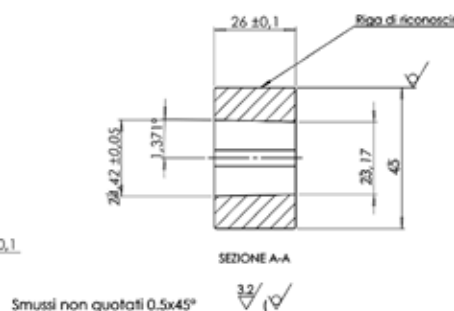
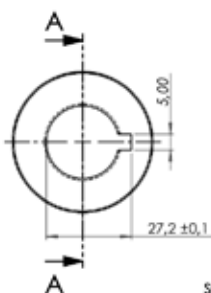
**VOLANTI "SERIE 11" CONICITA' C6**

STEERING WHEELS "SERIE 11" TAPER C6

VOLANTS "SERIE 11" CONICITÉ' C6

LENKRÄDER "SERIE 11" KONIZITÄT' C6

VOLANTES "SERIE 11" CONICIDAD' C6



SKU	A	B	Note / Notes
83946	380 mm	110 mm	Senza pomello
83947	380 mm	110 mm	Con pomello
83948	405 mm	125 mm	Senza pomello
83949	405 mm	125 mm	Con pomello

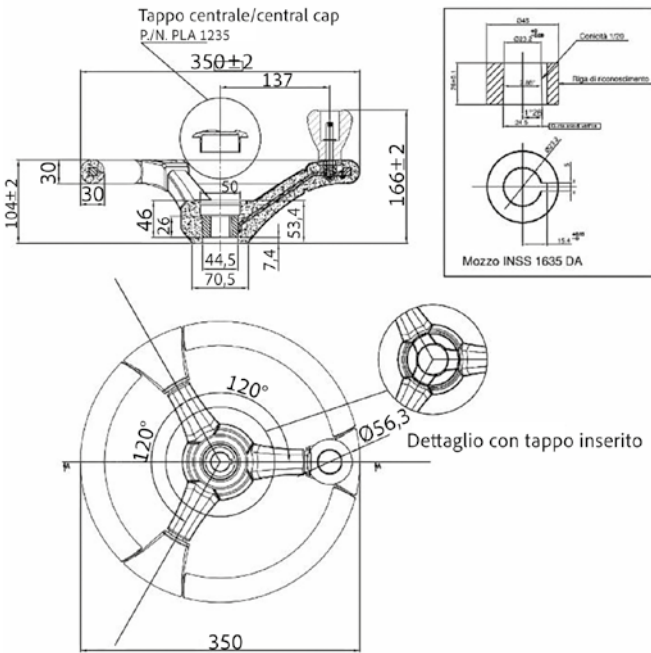
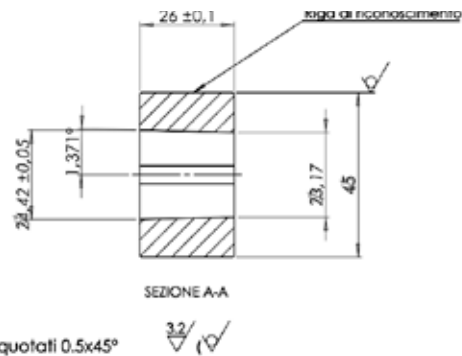
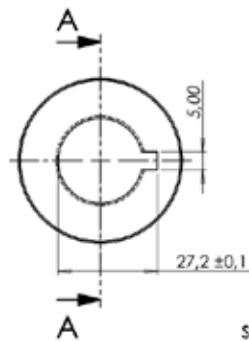
**VOLANTI "SERIE 18" CONICITA' C6**

STEERING WHEELS "SERIE 18" TAPER C6

VOLANTS "SERIE 18" CONICITÉ C6

LENKRÄDER "SERIE 18" KONIZITÄT C6

VOLANTES "SERIE 18" CONICIDAD C6



Skü	A	B	Note / Notes
91002	350 mm	104 mm	Con pomello
91003	350 mm	104 mm	Senza pomello

**POMELLI VOLANTE**

STEERING WHEEL KNOBS

POMMEAUX VOLANT

KNÖPFLE LENKRAD

POMOS VOLANTE



1



2



3

Skü	Pos.	Modello / Model	Colore / Colour
00149	1	Staffa stretta	Tappo rosso
00150	1	Staffa larga	Tappo rosso
00368	2	Staffa universale	Tappo rosso
35786	3		Nero



## Assali, ruote e accessori ruote

Axles, wheels and wheel accessories

I prodotti recanti il marchio AMA qui indicati sono realizzati da AMA S.p.A. e destinati a essere utilizzati come ricambi adattabili e non originali. I riferimenti a marchi, codici originali e costruttori di terzi, riportati in corrispondenza degli articoli AMA compatibili, hanno esclusivamente la finalità di identificare il modello, l'applicazione o la destinazione d'uso del prodotto, in conformità a quanto previsto dal Regolamento (CE) n. 1400/2002 e dalla normativa vigente in materia di concorrenza e uso lecito dei marchi di terzi. / The products bearing the AMA brand name listed here are manufactured by AMA S.p.A. and are intended for use as adaptable, non-original spare parts. References to trademarks, original codes and third-party manufacturers, shown alongside compatible AMA items, are intended solely to identify the model, application or intended use of the product, in accordance with Regulation (EC) No. 1400/2002 and current legislation on competition and the lawful use of third-party trademarks.

**ASSALI E SEMIASSEI SENZA FRENO**

AXLES AND STUB-AXLES WITHOUT BRAKE

ESSIEUX ET SEMIASSEI SANS FREIN

ACHSEN UND SEMIASSEI OHNE BREMSE

EJES Y SEMIASSEI SIN FRENO



Skü	Descrizione / Description	Q	L	Numero fori / Number of holes	Carico verticale / Vertical load
11666	Semiassa / Stubaxle	30	200 mm	4 B	300 kg
11668	Semiassa / Stubaxle	30	200 mm	4 F	300 kg
11674	Semiassa / Stubaxle	35	200 mm	4 F	300 kg
11678	Semiassa / Stubaxle	40	200 mm	4 B	400 kg
11680	Semiassa / Stubaxle	40	200 mm	4 F	400 kg
11684	Semiassa / Stubaxle	40	200 mm	5	800 kg
11686	Semiassa / Stubaxle	45	200 mm	5	1000 kg
11688	Semiassa / Stubaxle	50	200 mm	5	1300 kg
11690	Semiassa / Stubaxle	50	200 mm	6	1300 kg
11692	Semiassa / Stubaxle	60	200 mm	6	2000 kg
97317	Semiassa / Stubaxle	80	300 mm	6	4600 kg
96198	Semiassa / Stubaxle	80	300 mm	8	4600 kg
91895	Assale / Axle	40	1000 mm	4 F	1300 kg
11683	Assale / Axle	40	1200 mm	5	1500 kg
11687	Assale / Axle	50	1400 mm	5	2500 kg

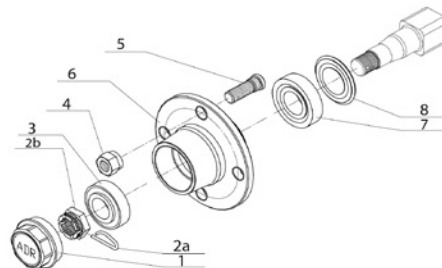
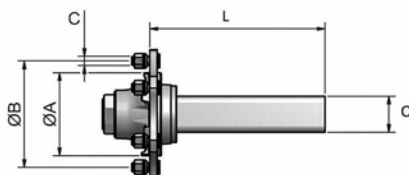
**SEMIASSE Q=30, 4 FORI MODELLO "B" E RICAMBI**

STUB-AXLE Q=30, 4 HOLES "B" MODEL AND SPARE PARTS

DEMI-ARBRE Q=30, 4 TROUS MODÈLE "B" ET PIÈCES DE RECHANGE

HALBWELLE Q=30, 4 LÖCHER MODELL "B" UND ERSATZTEILE

SEMI-EJE Q=30, 4 AGUJEROS MODELO "B" Y RECAMBIOS



Skü	Descrizione / Description	Posizione nel disegno / Position in drawing	A	B	C	L	Q	Carico verticale / Vertical load	Velocità massima / Max. speed	MPN / MPN	Contenuto / Content
11666	Semiassa / Stubaxle		62 mm	95 mm	M12x1,5 mm	200 mm	30	300 kg	40 km/h	S30BSB00N001	
91754	Calotta / Cap	1								9RT47	
91759	Dado corona e coppiglia / CROWN NUT AND SPRING PIN	2a + 2b								9RDF18E	4 pz + 4 pz
27842	CUSC.RAD.A SFERE 6204-2RSH / SPIGOT CLUTCH BEARING	3	20	14						6204-2RSH	
91757	Dado M12x1,5 / Nut M12x1,5	4								9RD12-16	16 pz
91756	Colonna M12x1,5 / Wheel stud M12x 1,5	5								9RC12-16	16 pz
91758	Disco 4 fori / Hub 4 holes	6								61LBBA002	
27845	CUSC.RAD.A SFERE 6205-2RSH / 6205 2RS SKF BEARING	7	25	15						6205-2RSH	
91755	Kit nilos e paraolio / Oil seals kit	8								9RNBA	

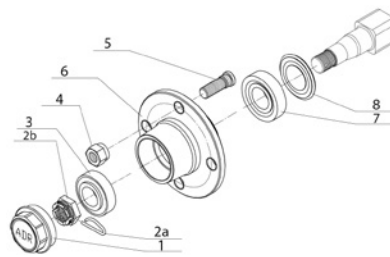
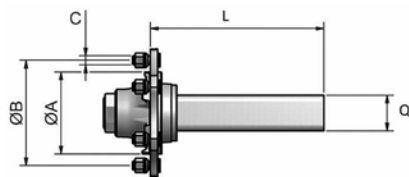
**SEMIASSE Q=30, 4 FORI MODELLO "F" E RICAMBI**

STUB-AXLE Q=30, 4 HOLES "F" MODEL AND SPARE PARTS

DEMI-ARBRE Q=30, 4 TROUS MODÈLE "F" ET PIÈCES DE RECHANGE

HALBWELLE Q=30, 4 LÖCHER MODELL "F" UND ERSATZTEILE

SEMI-EJE Q=30, 4 AGUJEROS MODELO "F" Y RECAMBIOS



Skü	Descrizione / Description	Posizione nel disegno / Position in drawing	A	B	C	L	Q	Carico verticale / Vertical load	Velocità massima / Max. speed	MPN / MPN	Contenuto / Content
11668	Semiassie / Stubaxle		58 mm	98 mm	M12x1,5 mm	200 mm	30	300 kg	40 km/h	S30BS400N001	
91754	Calotta / Cap	1								9RT47	
91759	Dado corona e coppiglia / CROWN NUT AND SPRING PIN	2a + 2b								9RDF18E	4 pz + 4 pz
27842	CUSC.RAD.A SFERE 6204-2RSH / SPIGOT CLUTCH BEARING	3	20	14						6204-2RSH	
91757	Dado M12x1,5 / Nut M12x1,5	4								9RD12-16	16 pz
91756	Colonna M12x1,5 / Wheel stud M12x 1,5	5								9RC12-16	16 pz
91760	Disco 4 fori / Hub 4 holes	6								61L4BA002	
27845	CUSC.RAD.A SFERE 6205-2RSH / 6205 2RS SKF BEARING	7	25	15						6205-2RSH	
91755	Kit nilos e paraolio / Oil seals kit	8								9RNBA	

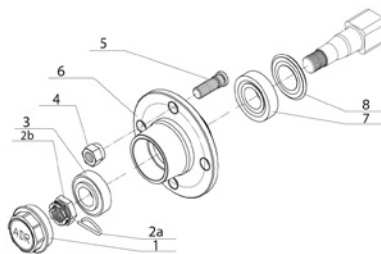
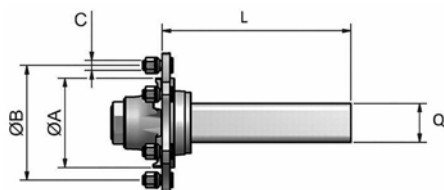
**SEMIASSE Q=35, 4 FORI MODELLO "F" E RICAMBI**

STUB-AXLE Q=35, 4 HOLES "F" MODEL AND SPARE PARTS

DEMI-ARBRE Q=35, 4 TROUS MODÈLE "F" ET PIÈCES DE RECHANGE

HALBWELLE Q=35, 4 LÖCHER MODELL "F" UND ERSATZTEILE

SEMI-EJE Q=35, 4 AGUJEROS MODELO "F" Y RECAMBIOS



Skü	Descrizione / Description	Posizione nel disegno / Position in drawing	A	B	C	L	Q	Carico verticale / Vertical load	Velocità massima / Max. speed	MPN / MPN	Contenuto / Content
11674	Semiassie / Stubaxle		58 mm	98 mm	M12x1,5 mm	200 mm	35	300 kg	40 km/h	S35B-S400N001	
91754	Calotta / Cap	1								9RT47	
91759	Dado corona e coppiglia / CROWN NUT AND SPRING PIN	2a + 2b								9RDF18E	4 pz + 4 pz
27842	CUSC.RAD.A SFERE 6204-2RSH / SPIGOT CLUTCH BEARING	3	20	14						6204-2RSH	
91757	Dado M12x1,5 / Nut M12x1,5	4								9RD12-16	16 pz
91756	Colonna M12x1,5 / Wheel stud M12x 1,5	5								9RC12-16	16 pz
91760	Disco 4 fori / Hub 4 holes	6								61L4BA002	
27845	CUSC.RAD.A SFERE 6205-2RSH / 6205 2RS SKF BEARING	7	25	15						6205-2RSH	
91755	Kit nilos e paraolio / Oil seals kit	8								9RNBA	

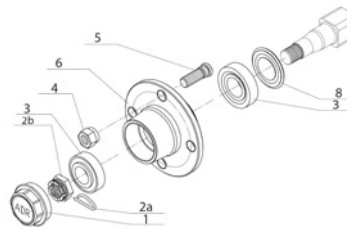
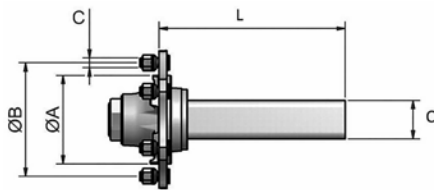
**SEMIASSE Q=40, 4 FORI MODELLO "B" E RICAMBI**

STUB-AXLE Q=40, 4 HOLES "B" MODEL AND SPARE PARTS

DEMI-ARBRE Q=40, 4 TROUS MODÈLE "B" ET PIÈCES DE RECHANGE

HALBWELLE Q=40, 4 LÖCHER MODELL "B" UND ERSATZTEILE

SEMI-EJE Q=40, 4 AGUJEROS MODELO "B" Y RECAMBIOS



Skü	Descrizione / Description	Posizione nel disegno / Position in drawing	A	B	C	L	Q	Carico verticale / Vertical load	Velocità massima / Max. speed	MPN / MPN	Contenuto / Content
11678	Semiassa / Stubaxle		62 mm	95 mm	M12x1,5 mm	200 mm	40	400 kg	40 km/h	S40DSB00N001	
91754	Calotta / Cap	1								9RT47	
91759	Dado corona e coppiglia / CROWN NUT AND SPRING PIN	2a + 2b								9RDF18E	4 pz + 4 pz
27842	CUSC.RAD.A SFERE 6204-2RSH / SPIGOT CLUTCH BEARING	3	20	14						6204-2RSH	
91757	Dado M12x1,5 / Nut M12x1,5	4								9RD12-16	16 pz
91756	Colonna M12x1,5 / Wheel stud M12x 1,5	5								9RC12-16	16 pz
91762	Disco 4 fori / Hub 4 holes	6								61LBDA001	
91761	Kit nilos e paraolio / Oil seals kit	8								9RNDA	4 pz + 4 pz + 4 pz

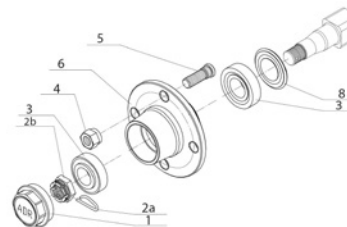
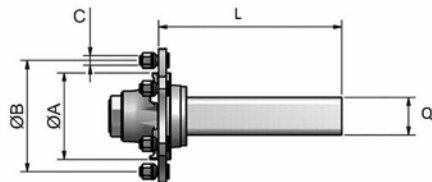
**SEMIASSE Q=40, 4 FORI MODELLO "F" E RICAMBI**

STUB-AXLE Q=40, 4 HOLES "F" MODEL AND SPARE PARTS

DEMI-ARBRE Q=40, 4 TROUS MODÈLE "F" ET PIÈCES DE RECHANGE

HALBWELLE Q=40, 4 LÖCHER MODELL "F" UND ERSATZTEILE

SEMI-EJE Q=40, 4 AGUJEROS MODELO "F" Y RECAMBIOS



Skü	Descrizione / Description	Posizione nel disegno / Position in drawing	A	B	C	L	Q	Carico verticale / Vertical load	Velocità massima / Max. speed	MPN / MPN	Contenuto / Content
11680	Semiassa / Stubaxle		58 mm	98 mm	M12x1,5 mm	200 mm	40	400 kg	40 km/h	S40DS400N001	
91754	Calotta / Cap	1								9RT47	
91759	Dado corona e coppiglia / CROWN NUT AND SPRING PIN	2a + 2b								9RDF18E	4 pz + 4 pz
27842	CUSC.RAD.A SFERE 6204-2RSH / SPIGOT CLUTCH BEARING	3	20	14						6204-2RSH	
91757	Dado M12x1,5 / Nut M12x1,5	4								9RD12-16	16 pz
91756	Colonna M12x1,5 / Wheel stud M12x 1,5	5								9RC12-16	16 pz
91763	Disco 4 fori / Hub 4 holes	6								61L4DA001	
91761	Kit nilos e paraolio / Oil seals kit	8								9RNDA	4 pz + 4 pz + 4 pz

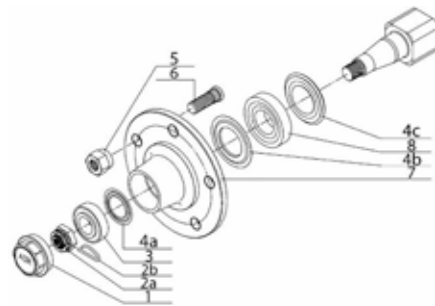
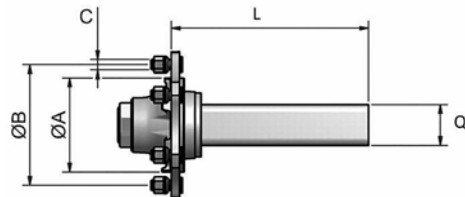
**SEMIASSE Q=40, 5 FORI E RICAMBI**

SUB-AXLE Q=40, 5 HOLES AND SPARE PARTS

DEMI-ARBRE Q=40, 5 TROUS ET PIÈCES DE RECHANGE

HALBWELLE Q=40, 5 LÖCHER UND ERSATZTEILE

SEMI-EJE Q=40, 5 AGUJEROS Y RECAMBIO



Skü	Descrizione / Description	Posizione nel disegno / Position in drawing	A	B	C	L	Q	Carico verticale / Vertical load	Velocità massima / Max. speed	MPN / MPN	Contenuto / Content
11684	Semiassa /Stubaxle		94 mm	140 mm	M16x1,5 mm	200 mm	40	800 kg	40 km/h	S40GA500021	
91769	Calotta /Cap	1								9RT52	
91768	Dado corona e coppiglia / CROWN NUT AND SPRING PIN	2a + 2b								9RDF20E	4 pz + 4 pz
80667	CUSCINETTO 30205 SKF / bearing 30205	3	25	16.25						30205 J2/Q	
91764	Kit nilos e paraolio /Kit nilos and oil seal	4a + 4b + 4c								9RNGA	4 pz + 4 pz + 4 pz
91767	Dado M16x1,5 /Wheel nut M16x1,5	5								9RD16-10	10 pz
91766	Colonna M16x1,5 / Wheel stud M16x 1,5	6								9RC16-10	10 pz
91765	Disco 5 fori /Hub 5 holes	7								61L5GA002	
80675	CUSCINETTO 30207 SKF / bearing 30207	8	35	18.25						30207 J2/Q	

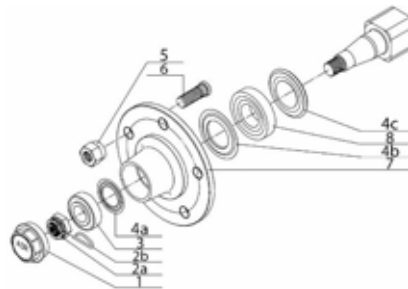
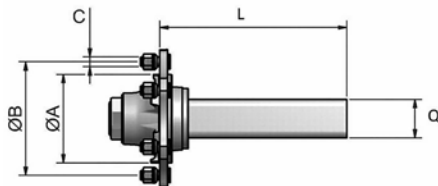
**SEMIASSE Q=45, 5 FORI E RICAMBI**

SUB-AXLE Q=45, 5 HOLES AND SPARE PARTS

DEMI-ARBRE Q=45, 5 TROUS ET PIÈCES DE RECHANGE

HALBWELLE Q=45, 5 LÖCHER UND ERSATZTEILE

SEMI-EJE Q=45, 5 AGUJEROS Y RECAMBIO



Skü	Descrizione / Description	Posizione nel disegno / Position in drawing	A	B	C	L	Q	Carico verticale / Vertical load	Velocità massima / Max. speed	MPN / MPN	Contenuto / Content
11686	Semiassa /Stubaxle		94 mm	140 mm	M16x1,5 mm	200 mm	45	1000 kg	40 km/h	S45I-A500N012	
91773	Calotta /Cap	1								9RT62	
91772	Dado corona e coppiglia / CROWN NUT AND SPRING PIN	2a + 2b								9RDF27E	4 pz + 4 pz
80671	CUSCINETTO 30206 SKF / bearing 30206	3	30	17.25						30206 J2/Q	
91771	Kit nilos e paraolio /Kit nilos and oil seal	4a + 4b + 4c								9RNIA	4 pz + 4 pz + 4 pz
91767	Dado M16x1,5 /Wheel nut M16x1,5	5								9RD16-10	10 pz
91766	Colonna M16x1,5 / Wheel stud M16x 1,5	6								9RC16-10	10 pz
91770	Disco 5 fori /Hub 5 holes	7								61L5IA001	
80680	CUSCINETTO 30208 SKF / bearing 30208	8	40	19.75						30208	

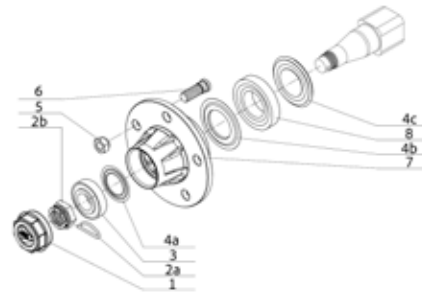
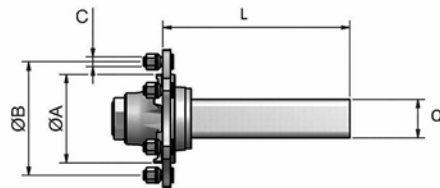
**SEMIASSE Q=50, 5 FORI E RICAMBI**

SUB-AXLE Q=50, 5 HOLES AND SPARE PARTS

DEMI-ARBRE Q=50, 5 TROUS ET PIÈCES DE RECHANGE

HALBWELLE Q=50, 5 LÖCHER UND ERSATZTEILE

SEMI-EJE Q=50, 5 AGUJEROS Y RECAMBIOS



Skü	Descrizione / Description	Posizione nel disegno / Position in drawing	A	B	C	L	Q	Carico verticale / Vertical load	Velocità massima / Max. speed	MPN / MPN	Contenuto / Content
11688	Semiassie / Stubaxle		94 mm	140 mm	M16x1,5 mm	200 mm	50	1300 kg	40 km/h	S50JA500038	
91773	Calotta / Cap	1								9RT62	
91772	Dado corona e coppiglia / CROWN NUT AND SPRING PIN	2a + 2b								9RDF27E	4 pz + 4 pz
80671	CUSCINETTO 30206 SKF / bearing 30206	3	30	17.25						30206 J2/Q	
91775	Kit nilos e paraolio / Kit nilos and oil seal	4a + 4b + 4c								9RNJA	2 pz + 2 pz + 2 pz
91767	Dado M16x1,5 / Wheel nut M16x1,5	5								9RD16-10	10 pz
91766	Colonna M16x1,5 / Wheel stud M16x1,5	6								9RC16-10	10 pz
91774	Disco 5 fori / Hub 5 holes	7								61L5JA001	
80684	CUSCINETTO 30209 SKF / bearing 30209	8	45	20.75						30209 J2/Q	

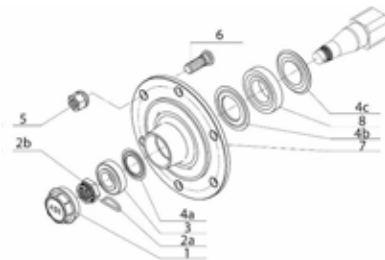
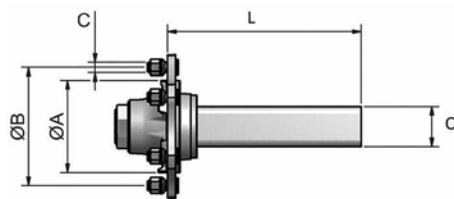
**SEMIASSE Q=50, 6 FORI E RICAMBI**

SUB-AXLE Q=50, 6 HOLES AND SPARE PARTS

DEMI-ARBRE Q=50, 6 TROUS ET PIÈCES DE RECHANGE

HALBWELLE Q=50, 6 LÖCHER UND ERSATZTEILE

SEMI-EJE Q=50, 6 AGUJEROS Y RECAMBIOS



Skü	Descrizione / Description	Posizione nel disegno / Position in drawing	A	B	C	L	Q	Carico verticale / Vertical load	Velocità massima / Max. speed	MPN / MPN	Contenuto / Content
11690	Semiassie / Stubaxle		160 mm	205 mm	M18x1,5 mm	200 mm	50	1300 kg	40 km/h	S50JA600039	
91773	Calotta / Cap	1								9RT62	
91772	Dado corona e coppiglia / CROWN NUT AND SPRING PIN	2a + 2b								9RDF27E	4 pz + 4 pz
80671	CUSCINETTO 30206 SKF / bearing 30206	3	30	17.25						30206 J2/Q	
91775	Kit nilos e paraolio / Kit nilos and oil seal	4a + 4b + 4c								9RNJA	2 pz + 2 pz + 2 pz
91779	Dado M18x1,5 / Wheel nut M18x1,5	5								9RD18GER-12	12 pz
91778	Colonna M18x1,5 / Wheel stud M18x1,5	6								9RC18-12	12 pz
91777	Disco 6 fori / Hub 6 holes	7								61L6JA001	
80684	CUSCINETTO 30209 SKF / bearing 30209	8	45	20.75						30209 J2/Q	

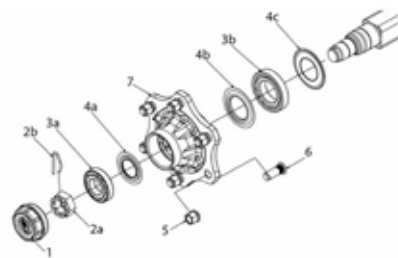
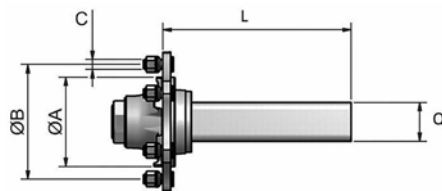
**SEMIASSE Q=60, 6 FORI E RICAMBI**

SUB-AXLE Q=60, 6 HOLES AND SPARE PARTS

DEMI-ARBRE Q=60, 6 TROUS ET PIÈCES DE RECHANGE

HALBWELLE Q=60, 6 LÖCHER UND ERSATZTEILE

SEMI-EJE Q=60, 6 AGUJEROS Y RECAMBIOS



Skü	Descrizione / Description	Posizione nel disegno / Position in drawing	A	B	C	L	Q	Carico verticale / Vertical load	Velocità massima / Max. speed	MPN / MPN	Contenuto / Content
11692	Semiassa / Stubaxle		160 mm	205 mm	M18x1,5 mm	200 mm	60	2000 kg	40 km/h	S60LA600088	
91780	Calotta / Cap	1								9RT80	
91781	Dado corona e coppiglia / CROWN NUT AND SPRING PIN	2a + 2b								9RDF3950	4 pz + 4 pz
91785	Kit cuscinetti 30208 + 30211	3a + 3b								9RCLA	1 pz + 1 pz
91776	Kit nilos e paraolio / Kit nilos and oil seal	4a + 4b + 4c								9RNLA	2 pz + 2 pz + 2 pz
91779	Dado M18x1,5 / Wheel nut M18x1,5	5								9RD18GER-12	12 pz
91778	Colonna M18x1,5 / Wheel stud M18x1,5	6								9RC18-12	12 pz
91786	Disco 6 fori / Hub 6 holes	7								61L6LA001	

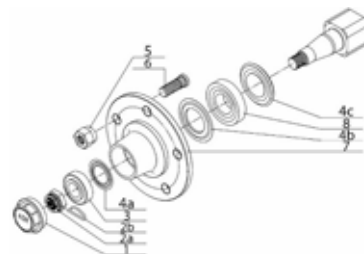
**ASSALE Q=40, 5 FORI E RICAMBI**

AXLE Q=40, 5 HOLES AND SPARE PARTS

ESSIEU Q=40, 5 TROUS ET PIÈCES DE RECHANGE

ACHSE Q=40, 5 LÖCHER UND ERSATZTEILE

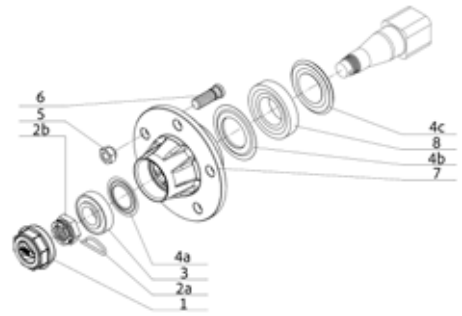
EJE Q=40, 5 AGUJEROS Y RECAMBIOS



Skü	Descrizione / Description	Posizione nel disegno / Position in drawing	A	B	C	L	Q	Carico verticale / Vertical load	Velocità massima / Max. speed	MPN / MPN	Contenuto / Content
11683	Assale / Axle		94 mm	140 mm	M16x1,5 mm	1200 mm	40	1500 kg	40 km/h	A40GA500012	
91769	Calotta / Cap	1								9RT52	
91768	Dado corona e coppiglia / CROWN NUT AND SPRING PIN	2a + 2b								9RDF20E	4 pz + 4 pz
80667	CUSCINETTO 30205 SKF / bearing 30205	3	25	16.25						30205 J2/Q	
91764	Kit nilos e paraolio / Kit nilos and oil seal	4a + 4b + 4c								9RNGA	4 pz + 4 pz + 4 pz
91767	Dado M16x1,5 / Wheel nut M16x1,5	5								9RD16-10	10 pz
91766	Colonna M16x1,5 / Wheel stud M16x1,5	6								9RC16-10	10 pz
91765	Disco 5 fori / Hub 5 holes	7								61L5GA002	
80675	CUSCINETTO 30207 SKF / bearing 30207	8	35	18.25						30207 J2/Q	

**ASSALE Q=50, 5 FORI E RICAMBI**

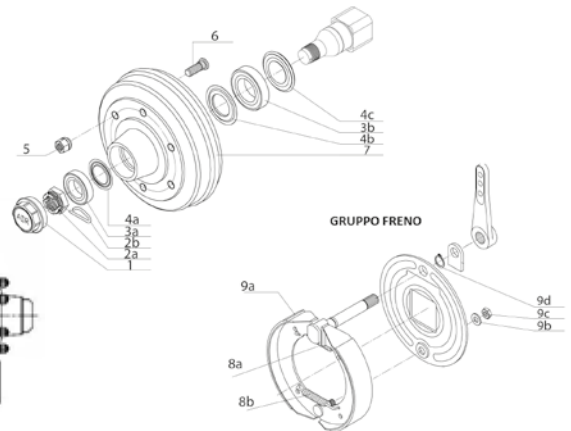
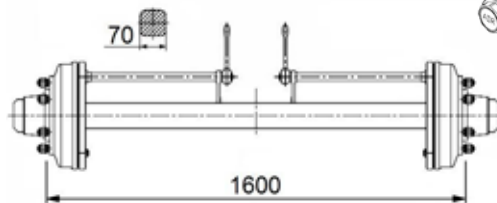
AXLE Q=50, 5 HOLES AND SPARE PARTS  
 ESSIEU Q=50, 5 TROUS ET PIÈCES DE RECHANGE  
 ACHSE Q=50, 5 LÖCHER UND ERSATZTEILE  
 EJE Q=50, 5 AGUJEROS Y RECAMBIOS



SKU	Descrizione / Description	Posizione nel disegno / Position in drawing	A	B	C	L	Q	Carico verticale / Vertical load	Velocità massima / Max. speed	MPN / MPN	Contenuto / Content
11687	Assale / Axle		94 mm	140 mm	M16x1,5 mm	1400 mm	50	2500 kg	40 km/h	A50JA500008	
91773	Calotta / Cap	1								9RT62	
91772	Dado corona e coppiglia / CROWN NUT AND SPRING PIN	2a + 2b								9RDF27E	4 pz + 4 pz
80671	CUSCINETTO 30206 SKF / bearing 30206	3	30	17.25						30206 J2/Q	
91775	Kit nilos e paraolio / Kit nilos and oil seal	4a + 4b + 4c								9RNJA	2 pz + 2 pz + 2 pz
91767	Dado M16x1,5 / Wheel nut M16x1,5	5								9RD16-10	10 pz
91766	Colonna M16x1,5 / Wheel stud M16x 1,5	6								9RC16-10	10 pz
91774	Disco 5 fori / Hub 5 holes	7								61L5JA001	
80684	CUSCINETTO 30209 SKF / bearing 30209	8	45	20.75						30209 J2/Q	

**ASSALE Q=70 CON FRENO E RICAMBI**

AXLE Q=70 WITH BRAKE AND SPARE PARTS  
 ESSIEU Q=70 AVEC FREIN ET PIÈCES DE RECHANGE  
 ACHSE Q=70 MIT BREMSE UND ERSATZTEILE  
 EJE Q=70 CON FRENO Y RECAMBIOS



SKU	Descrizione / Description	Posizione nel disegno / Position in drawing	A	B	C	L	Q	Carico verticale / Vertical load	Velocità massima / Max. speed	MPN / MPN	Contenuto / Content
11715	Assale / Axle		160 mm	205 mm	M18x1,5 mm	1600 mm	70	5000 kg	40 km/h	A70MA6FC	
91780	Calotta / Cap	1								9RT80	
91781	Dado corona e coppiglia / CROWN NUT AND SPRING PIN	2a + 2b								9RDF3950	4 pz + 4 pz
91782	Kit cuscinetti 30208 + 32013X / Bearing kit 30208 + 32013X	3a + 3b								9RCMA	1 pz + 1 pz
91783	Kit nilos e paraolio / Kit nilos and oil seal	4a + 4b + 4c								9RNMA	2 pz + 2 pz + 2 pz
91779	Dado M18x1,5 / Wheel nut M18x1,5	5								9RD-18GER-12	12 pz
91778	Colonna M18x1,5 / Wheel stud M18x1,5	6								9RC18-12	12 pz
91784	Disco 6 fori / Hub 6 holes	7								65L6LA06	
91788	Kit molle per freno / Spring kit for brake	8a + 8b								9RK0003	2 pz + 2 pz
91787	Kit ricambi freno / Brake spare parts	9a + 9b + 9c + 9d								9RE0009	1 pz + 1 pz + 1 pz + 1 pz

**RUOTE CARRIOLA CON CERCHIO IN FERRO**

WHEELBARROW WHEELS WITH METAL RIM  
 ROUES BROUETTE AVEC JANTE EN FER  
 RÄDER SCHUBKARRE MIT FELGE AUS EISEN  
 RUEDAS CARRETILLA CON LLANTA EN HIERRO



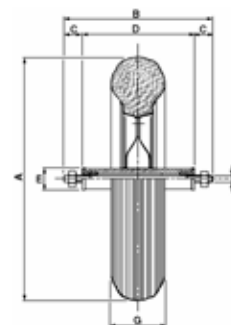
1



2



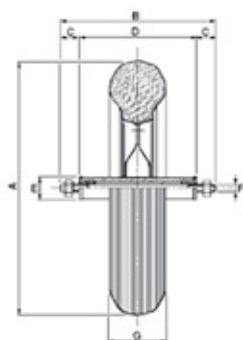
3



Skü	Pos.	Colore / Colour	Misure ruote / Wheel dimensions	A	B	C	D	E	F	G	Note / Notes	Portata kg / Capacity kg
85475	1	Nero	3.50 - 8"	380 mm	170 mm	30 mm	110 mm	30 mm	M12	80 mm	Pneumatica. A ricambio per carriole art. 83870 e 83871 / Pneumatic. Black. Spare part for wheel-barrow ref. 83870 and 83871	150 kg
01343	1	Nero	3.50 - 8"	370 mm	210 mm	25 mm	150 mm	30 mm	M12	75 mm	Gomma piena. Mozzo con cuscinetti / Full rubber. Black. Hub with bearings	200 kg
01201	1	Nero	3.50 - 8"	380 mm	210 mm	25 mm	155 mm	30 mm	M12	90 mm	Pneumatica. Boccole in nylon / Pneumatic, black, nylon bushes	180 kg
85620	2	Giallo	3.50 - 8"	368 mm	210 mm	30 mm	150 mm	25 mm	M12	80 mm	Poliuretano. Boccole in nylon / PU. Yellow. Nylon bushes	100 kg
91251	3	Nero	3.50 - 8"	380 mm	260 mm	25 mm	210 mm	25 mm	M12	90 mm	Pneumatica. Boccole in nylon / Pneumatic, black, nylon bushes	180 kg
87613	1	Nero	4.00 - 8"	397 mm	170 mm	25 mm	110 mm	34 mm	M12	93 mm	Poliuretano. /PU, black	150 kg

**RUOTA CARRIOLA CON CERCHIO IN NYLON**

WHEELBARROW WHEELS WITH PLASTIC RIM  
 ROUE BROUETTE AVEC JANTE EN NYLON  
 RAD SCHUBKARRE MIT FELGE AUS NYLON  
 RUEDA CARRETILLA CON LLANTA EN NYLON



Skü	Misure ruote / Wheel dimensions	A	B	C	D	E	F	G	Portata kg / Capacity kg
01214	3.50 x 8	300 mm	206 mm	27 mm	152 mm	35 mm	12 mm	95 mm	180 kg

**RUOTA IN POLIURETANO CON CERCHIO IN PLASTICA**

POLYURETHANE WHEEL PLASTIC RIM

ROUE EN POLYURÉTHANE AVEC JANTE EN PLASTIQUE

RAD AUS POLYURETHAN MIT FELGE AUS KUNSTSTOFF

RUEDA EN POLIURETANO CON LLANTA EN PLÁSTICO



Skü	Misure ruote / Wheel dimensions	Portata kg / Capacity kg
80824	3.00 x 4"	50 kg

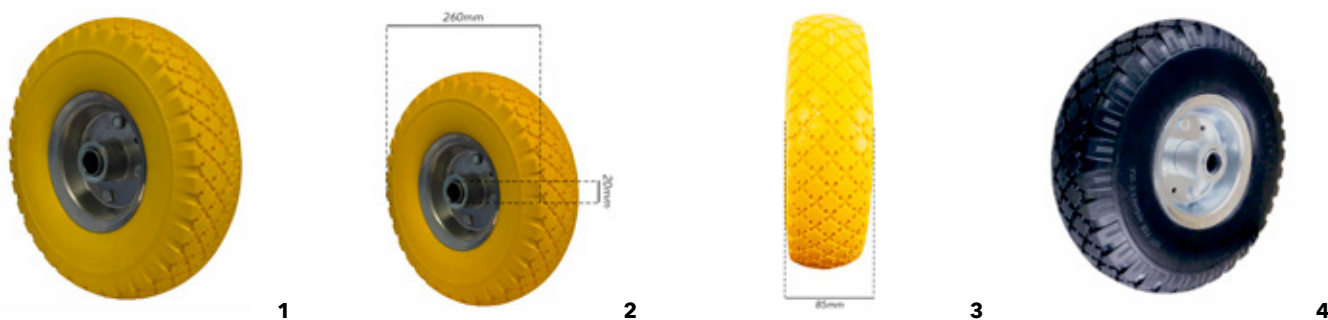
**RUOTA IN POLIURETANO CON CERCHIO IN LAMIERA**

POLYURETHANE WHEEL METAL RIM

ROUE EN POLYURÉTHANE AVEC JANTE EN TÔLE

RAD AUS POLYURETHAN MIT FELGE AUS BLECH

RUEDA EN POLIURETANO CON LLANTA EN CHAPA



Ruote in poliuretano con cerchio in lamiera e cuscinetto / Polyurethane wheels with sheet metal rim and bearing

Skü	Pos.	Misure ruote / Wheel dimensions	Portata kg / Capacity kg	Colore / Colour
85999	1-2-3	3.00 x 4"	60 kg	Giallo / Yellow
95574	4	3.00 x 4"	60 kg	Nero / Black

**RUOTE PNEUMATICHE CON CERCHIO IN POLIPROPILENE**

PNEUMATIC WHEELS WITH PLASTIC RIM

ROUES PNEUMATIQUES AVEC JANTE EN POLIPROPILENE

RÄDER PNEUMATISCHE MIT FELGE AUS POLIPROPILENE

RUEDAS NEUMÁTICAS CON LLANTA EN POLIPROPILENE



1



2



3

Skü	Pos.	Misure ruote / Wheel dimensions	Numero tele / Ply number	Misure mozzo / Hub measurements	Diametro esterno / Outer diameter	Larghezza / Width	Tipo mozzi / Hub type	Portata kg / Capacity kg
01251	1	2.50 x 4"	4 pr	20x75 mm	210 mm	65 mm	Mozzo in nylon / Nylon hub	120 kg
01252	1	3.00 x 4"	2 pr	20x75 mm	260 mm	85 mm	Mozzo in nylon / Nylon hub	100 kg
01918	1	4.00 x 4"	2 pr	20x75 mm	295 mm	90 mm	Mozzo in nylon / Nylon hub	100 kg
05416	3	3.50 x 8"	2 pr	20x75 mm	380 mm	95 mm	Mozzo in nylon / Nylon hub	150 kg
05417	3	4.00 x 8"	2 pr	20x75 mm	380 mm	100 mm	Mozzo in nylon / Nylon hub	180 kg
05422	3	3.50 x 8"	2 pr	25x75 mm	380 mm	95 mm	Mozzo in nylon / Nylon hub	180 kg
05423	3	4.00 x 8"	2 pr	25x75 mm	405 mm	100 mm	Mozzo in nylon / Nylon hub	180 kg
02317	2	2.50 x 4"	4 pr	20x75 mm	210 mm	65 mm	Mozzo a rullini / Needle roller hub	120 kg
02318	1	3.00 x 4"	2 pr	20x75 mm	260 mm	85 mm	Mozzo a rullini / Needle roller hub	100 kg
02319	3	4.00 x 4"	2 pr	20x75 mm	295 mm	100 mm	Mozzo a rullini / Needle roller hub	100 kg
05419	3	3.50 x 8"	2 pr	20x75 mm	360 mm	95 mm	Mozzo a rullini / Needle roller hub	150 kg
05420	3	4.00 x 8"	2 pr	20x75 mm	405 mm	100 mm	Mozzo a rullini / Needle roller hub	180 kg
05421	3	4.00 x 8"	4 pr	20x75 mm	405 mm	100 mm	Mozzo a rullini / Needle roller hub	200 kg

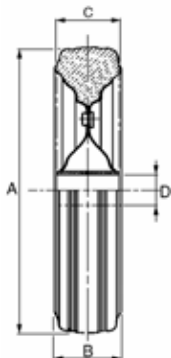
**RUOTE PIENE IN GOMMA CON CERCHIO IN PLASTICA**

SOLID RUBBER WHEELS WITH PLASTIC RIM

ROUES PIENE EN CAOUTCHOUC AVEC JANTE EN PLASTIQUE

RÄDER PIENE AUS GUMMI MIT FELGE AUS KUNSTSTOFF

RUEDAS PIENE EN GOMA CON LLANTA EN PLÁSTICO



Skü	A	B	C	D	Portata kg / Capacity kg
01067	200 mm	58 mm	50 mm	21 mm	150 kg
07978	250 mm	60 mm	74 mm	20 mm	150 kg
07981	150 mm	40 mm	40 mm	15 mm	80 kg
07982	175 mm	58 mm	45 mm	21 mm	120 kg

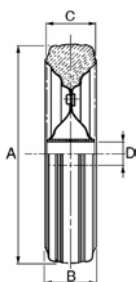
**RUOTE IN GOMMA PIENA CON CERCHIO IN FERRO**

SOLID RUBBER WHEELS WITH METAL RIM

ROUES EN CAOUTCHOUC PLEINE AVEC JANTE EN FER

RÄDER AUS GUMMI VOLL MIT FELGE AUS EISEN

RUEDAS EN GOMA MACIZA CON LLANTA EN HIERRO



Skü	A	B	C	D
<b>96167</b>	250 mm	65 mm	60 mm	20 mm
<b>96168</b>	300 mm	60 mm	60 mm	20 mm
<b>96169</b>	300 mm	60 mm	60 mm	25 mm
<b>96170</b>	385 mm	85 mm	80 mm	30 mm

**RULLI PER TRANSPALLET IN PU**

TRANSPALLET ROLLERS PU

ROULEAUX POUR TRANSPALETTE EN PU

ROLLEN FÜR HUBWAGEN AUS PU

RODILLOS PARA TRANSPALETA EN PU



Rullo in poliuretano con nucleo in acciaio scorrevole su doppi cuscineti a sfere / Polyurethane-steel center roller hub on double ball bearings

Skü	Rulli di carico / Load rollers	Misure mozzo / Hub measurements	Portata kg / Capacity kg
<b>93471</b>	75x65	20 mm	470 kg
<b>93472</b>	75x80	20 mm	620 kg
<b>93473</b>	80x50	20 mm	430 kg
<b>93474</b>	80x70	20 mm	650 kg
<b>93475</b>	80x80	20 mm	750 kg
<b>93476</b>	80x90	20 mm	780 kg
<b>93477</b>	80x100	20 mm	850 kg
<b>93478</b>	82x60	20 mm	580 kg
<b>93479</b>	82x70	20 mm	680 kg
<b>93480</b>	82x80	20 mm	750 kg
<b>93481</b>	82x90	20 mm	850 kg
<b>93482</b>	82x100	20 mm	950 kg
<b>93483</b>	85x40	20 mm	500 kg
<b>93484</b>	85x50	20 mm	600 kg
<b>93485</b>	85x60	20 mm	600 kg
<b>93486</b>	85x70	20 mm	680 kg
<b>93487</b>	85x80	20 mm	750 kg
<b>93488</b>	85x90	20 mm	850 kg
<b>93489</b>	85x100	20 mm	950 kg
<b>93490</b>	85x110	20 mm	1000 kg
<b>93491</b>	100x40	20 mm	600 kg
<b>93492</b>	100x50	20 mm	650 kg
<b>93493</b>	100x60	20 mm	700 kg

**RUOTA IN ALLUMINIO-GOMMA PIENA ELASTICA**

SOLID RUBBER WHEEL WITH ALUMINUM RIM  
 ROUE EN ALLUMINIO-CAOUTCHOUC PLEINE ELASTICA  
 RAD AUS ALLUMINIO-GUMMI VOLL ELASTICA  
 RUEDA EN ALLUMINIO-GOMA MACIZA ELASTICA

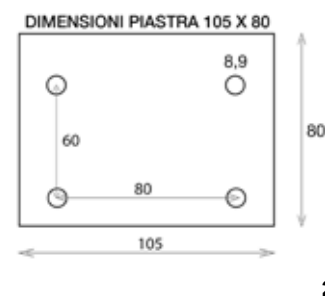
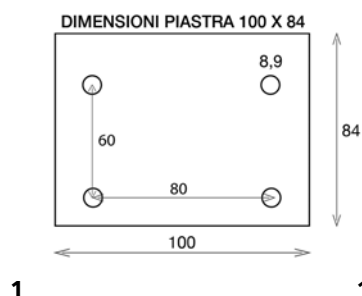


RUOTA CON NUCLEO CENTRALE IN LEGA DI ALLUMINIO e rivestimento in gomma elastica di prima qualità, durezza 70sh. Mozzo su doppi cuscinetti a sfere, ottima scorrevolezza. /  
 ALUMINIUM CENTRE COVERED WITH BLACK SOLID ELASTIC RUBBER 70sh wheel.

Sku	Misure mozzo / Hub measurements	Portata kg / Capacity kg
93495	20x60 mm	450 kg

**RUOTE IN NYLON CON SUPPORTO IN ACCIAIO**

NYLON WHEELS WITH BRACKET  
 ROUES EN NYLON AVEC SUPPORT EN ACIER  
 RÄDER AUS NYLON MIT HALTERUNG AUS STAHL  
 RUEDAS EN NYLON CON SOPORTE EN ACERO



Sku	Pos.	F	G	H	I	Note / Notes	Portata kg / Capacity kg
99991	1 / 1	30 mm	30 mm	106 mm	80 mm	Supporto fisso.	160 kg
99992	1 / 1	30 mm	37 mm	129 mm	100 mm	Supporto fisso.	160 kg
99993	1 / 1	30 mm	40 mm	155 mm	125 mm	Supporto fisso.	200 kg
99994	2 / 2	30 mm	30 mm	106 mm	80 mm	Supporto girevole.	160 kg
99995	2 / 2	30 mm	37 mm	130 mm	100 mm	Supporto girevole.	160 kg
99996	2 / 2	30 mm	40 mm	157 mm	125 mm	Supporto girevole.	200 kg


**RUOTE GOMMATE CON SUPPORTO IN ACCIAIO MISURA 105X85MM**

RUBBER WHEELS WITH BRACKET SIZE 105X85MM

ROUES CAOUTCHOUTÉES AVEC SUPPORT EN ACIER TAILLE 105X85MM

RÄDER GUMMIERTE MIT HALTERUNG AUS STAHL GRÖSSE 105X85MM

RUEDAS ENGOMADAS CON SOPORTE EN ACERO MEDIDA 105X85MM



Skü	Pos.	E	G	H	I	L	M	Note / Notes	Portata kg / Capacity kg
06038	3	38 mm	25 mm	106 mm	80 mm	39 mm	12 mm	Supporto fisso. /Fixed support	50 kg
06030	3	40 mm	30 mm	128 mm	100 mm	39 mm	12 mm	Supporto fisso. /Fixed support	100 kg
06031	3	42 mm	37 mm	152 mm	125 mm	44 mm	15 mm	Supporto fisso. /Fixed support	130 kg
06032	3	42 mm	40 mm	178 mm	150 mm	46 mm	20 mm	Supporto fisso. /Fixed support	140 kg
06017	1	38 mm	25 mm	106 mm	80 mm	39 mm	12 mm	Supporto girevole. /Swivel support	50 kg
06034	1	40 mm	30 mm	128 mm	100 mm	39 mm	12 mm	Supporto girevole. /Swivel support	100 kg
06035	1	42 mm	37 mm	152 mm	125 mm	44 mm	15 mm	Supporto girevole. /Swivel support	130 kg
06036	1	42 mm	40 mm	178 mm	150 mm	46 mm	20 mm	Supporto girevole. /Swivel support	140 kg
06019	2	40 mm	30 mm	128 mm	100 mm	39 mm	12 mm	Supporto girevole con freno. /Swivel support with brake	100 kg
06020	2	42 mm	37 mm	152 mm	125 mm	44 mm	15 mm	Supporto girevole con freno. /Swivel support with brake	130 kg

**RUOTE GOMMATE CON SUPPORTO IN ACCIAIO MISURA 135X110MM**

RUBBER WHEELS WITH BRACKET SIZE 135X110MM

ROUES CAOUTCHOUTÉES AVEC SUPPORT EN ACIER TAILLE 135X110MM

RÄDER GUMMIERTE MIT SUPPORT AUS STAHL GRÖSSE 135X110MM

RUEDAS ENGOMADAS CON SUPPORT EN ACERO MEDIDA 135X110MM



Skü	Pos.	E	G	H	I	L	M	Note / Notes	Portata kg / Capacity kg
06039	3 / 1	52 mm	40 mm	192 mm	160 mm	46 mm	20 mm	Supporto fisso. /Fixed support	150 kg
06033	3 / 1	55 mm	45 mm	222 mm	180 mm	59 mm	20 mm	Supporto fisso. /Fixed support	180 kg
06025	3 / 1	55 mm	50 mm	232 mm	200 mm	58 mm	20 mm	Supporto fisso. /Fixed support	250 kg
06022	2 / 1	52 mm	40 mm	192 mm	160 mm	46 mm	20 mm	Supporto girevole. /Swivel support	150 kg
06037	2 / 1	55 mm	45 mm	222 mm	180 mm	59 mm	20 mm	Supporto girevole. /Swivel support	180 kg
06026	2 / 1	55 mm	50 mm	232 mm	200 mm	58 mm	20 mm	Supporto girevole. /Swivel support	250 kg
06023	1 / 1	52 mm	40 mm	192 mm	160 mm	46 mm	20 mm	Supporto girevole con freno. /Swivel support with brake	150 kg
06027	1 / 1	55 mm	50 mm	232 mm	200 mm	58 mm	20 mm	Supporto girevole con freno. /Swivel support with brake	250 kg

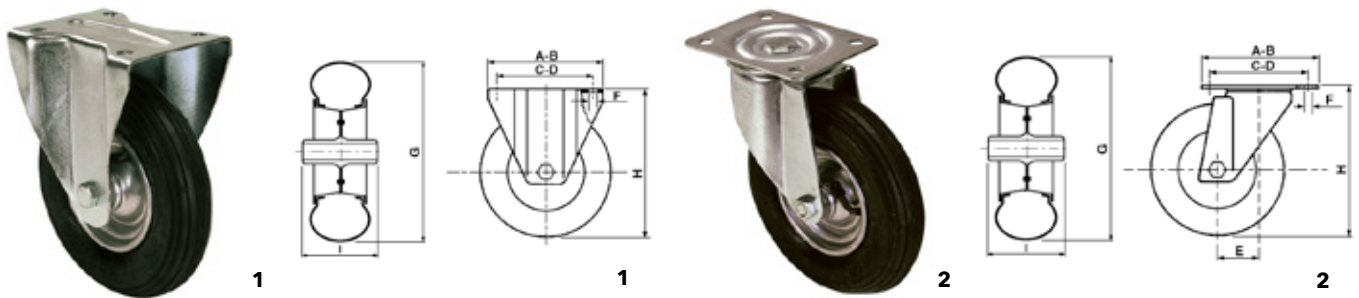
**RUOTE PNEUMATICHE CON SUPPORTO IN ACCIAIO 140X110MM**

WHEELS PNEUMATIC WITH BRACKET SIZE 140X110MM

ROUES PNEUMATIQUES AVEC SUPPORT EN ACIER 140X110MM

RÄDER PNEUMATISCHE MIT HALTERUNG AUS STAHL 140X110MM

RUEDAS NEUMÁTICAS CON SOPORTE EN ACERO 140X110MM



Skü	Pos.	A	B	C	D	F	G	H	I	Note / Notes	Portata kg / Capacity kg
73732	1 / 1	140 mm	110 mm	105 mm	80 mm	9 mm	200 mm	230 mm	50 mm	Supporto fisso. / Fixed support	80 kg
73734	2 / 2	140 mm	110 mm	105 mm	80 mm	9 mm	200 mm	230 mm	50 mm	Supporto girevole. / Swivel support	80 kg

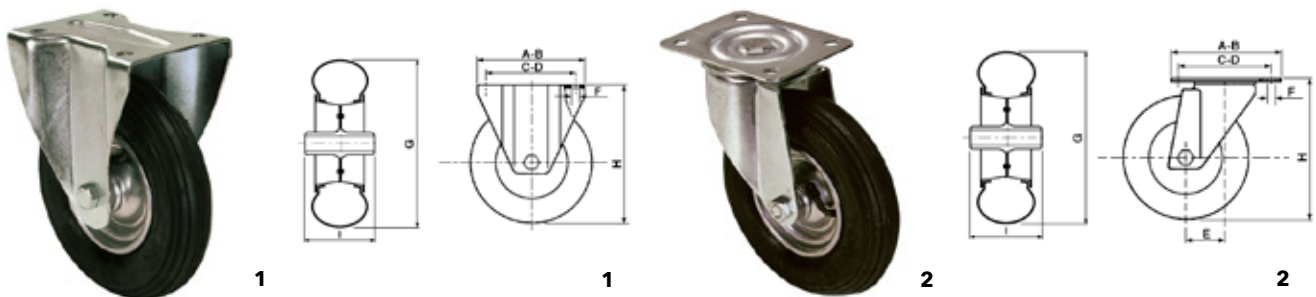
**RUOTE PNEUMATICHE CON SUPPORTO IN ACCIAIO 200X160MM**

WHEELS PNEUMATIC WITH BRACKET SIZE 200X160MM

ROUES PNEUMATIQUES AVEC SUPPORT EN ACIER 200X160MM

RÄDER PNEUMATISCHE MIT HALTERUNG AUS STAHL 200X160MM

RUEDAS NEUMÁTICAS CON SOPORTE EN ACERO 200X160MM



Skü	Pos.	A	B	C	D	F	G	H	I	Note / Notes	Portata kg / Capacity kg
73733	1 / 1	200 mm	160 mm	160 mm	120 mm	14 mm	260 mm	295 mm	85 mm	Supporto fisso. / Fixed support	200 kg
73735	2 / 2	200 mm	160 mm	160 mm	120 mm	14 mm	260 mm	295 mm	85 mm	Supporto girevole. / Swivel support	200 kg

**RUOTA PNEUMATICA PER PICCOLI TRAILER CON CERCHIO IN FERRO**

PNEUMATIC WHEEL FOR TRAILER WITH IRON RIM

ROUE PNEUMATIQUE POUR PETITS TRAILER AVEC JANTE EN FER

RAD PNEUMATISCH FÜR KLEIN TRAILER MIT FELGE AUS EISEN

RUEDA NEUMÁTICA PARA PEQUEÑOS TRAILER CON LLANTA EN HIERRO



Skü	Misure ruote / Wheel dimensions	Diametro / Diameter	Larghezza / Width	Numero tele / Ply number	Portata kg / Capacity kg	Diametro cerchi / Rim diameter	Camera d'aria / Air chamber	Note / Notes	Battistrada ruote / Wheel treads
91850	4.80/4.00-8"	426 mm	124 mm	4 pr	265 kg	2.50 x 8"	Tubeless	4 Fori B / 4 holes B	Trailer
91851	4.80/4.00-8"	426 mm	124 mm	4 pr	265 kg	2.50 x 8"	Tubeless	4 Fori F / 4 holes F	Trailer
91852	145-10"	493 mm	135 mm	6 pr	365 kg	3.50 x 10"	Tubeless	5 Fori / 5 holes	Trailer
91853	4.50-10"	498 mm	130 mm	4 pr	325 kg	3.50 x 10"	Tubeless	4 Fori F / 4 holes F	Trailer
91935	4.00-10"	458 mm	106 mm	4 pr	275 kg	3.50 x 10"	Tubeless	4 Fori F / 4 holes F	Trailer

**PNEUMATICO RICOPERTO PER RIMORCHIO AGRICOLO CON CERCHIO IN FERRO**

REGENERATED WHEELS WITH IRON RIM FOR AGRICULTURAL TRAILER

PNEU RECOUVERT POUR RIMORCHIO AGRICOLO AVEC JANTE EN FER

REIFEN BESCHICHTET FÜR RIMORCHIO AGRICOLO MIT FELGE AUS EISEN

NEUMÁTICO RECUBIERTO PARA RIMORCHIO AGRICOLO CON LLANTA EN HIERRO



Skü	Misure ruote / Wheel dimensions	Diametro / Diameter	Larghezza / Width	Numero tele / Ply number	Numero fori / Number of holes	Portata kg / Capacity kg	Camera d'aria / Air chamber	Battistrada ruote / Wheel treads
<b>91861</b>	165/70 R13	580 mm	165 mm	4 pr	4	600 kg	Tubeless	Vettura / Car
<b>91862</b>	185/65 R14	590 mm	200 mm	6 pr	5	700 kg	Tubeless	Vettura / Car
<b>91863</b>	205/60 R15	640 mm	200 mm	6 pr	5	1000 kg	Tubeless	Vettura / Car
<b>91864</b>	225/70 R15	720 mm	230 mm	8 pr	6	1300 kg	Tubeless	Vettura / Car
<b>93463</b>	235/75 R15	730 mm	230 mm	8 pr	6	1300 kg	Tubeless	Vettura / Car

**RUOTE PNEUMATICHE PROFILO GARDEN PER IMPLEMENT**

"GARDEN" PATTERN WHEELS FOR IMPLEMENT

ROUES PNEUMATIQUES PROFILO GARDEN POUR IMPLEMENT

RÄDER PNEUMATISCHE PROFILO GARDEN FÜR IMPLEMENT

RUEDAS NEUMÁTICAS PROFILO GARDEN PARA IMPLEMENT


**1**

**2**

Skü	Pos.	Misure ruote / Wheel dimensions	Larghezza / Width	Diametro / Diameter	Numero fori / Number of holes	Numero tele / Ply number	Portata kg / Capacity kg	Diametro cerchi / Rim diameter	Misure mozzo / Hub measurements	Camera d'aria / Air chamber	Battistrada ruote / Wheel treads
<b>12012</b>	1	18 x 8.50-8"	215 mm	460 mm		4 pr	350 kg	7.00 x 8"	Ø25 x L 65 mm		Garden
<b>91854</b>	1	15 X 6.00-6"	162 mm	378 mm		4 pr	260 kg	4.00 X 6"	Ø25 x L 61 mm	Compresa / Included	Garden
<b>91855</b>	2	16 X 6.50-8"	170 mm	412 mm	4 F	6 pr	355 kg	5.00 x 8"		Compresa / Included	Garden
<b>93927</b>	2	16 X 6.50-8"	170 mm	412 mm	4 F	4 pr	280 kg	5.00 x 8"		Tubeless	Garden

**RUOTA PNEUMATICA PER IMPLEMENT CON CERCHIO IN FERRO**

WHEEL FOR IMPLEMENT WITH RIM IN IRON

ROUE PNEUMATIQUE POUR IMPLEMENT AVEC JANTE EN FER

RAD PNEUMATISCH FÜR IMPLEMENT MIT FELGE AUS EISEN

RUEDA NEUMÁTICA PARA IMPLEMENT CON LLANTA EN HIERRO



Skü	Misure ruote / Wheel dimensions	Larghezza / Width	Diametro / Diameter	Numero fori / Number of holes	Numero tele / Ply number	Portata kg / Capacity kg	Diametro cerchi / Rim diameter	Camera d'aria / Air chamber	Battistrada ruote / Wheel treads
91859	10.0/80-12"	250 mm	710 mm	5 fori /5 holes	10 pr	1400 kg	7.00-12"	Tubeless	Implement
93456	10.0/80-12"	250 mm	710 mm	5 fori /5 holes	8 pr	1000 kg	7.00-12"	Tubeless	Implement
93457	10.0/75-15.3"	265 mm	760 mm	5 fori /5 holes	10 pr	1150 kg	9.00-15.3"	Tubeless	Implement
91860	10.0/75-15.3"	265 mm	760 mm	5 fori /5 holes	12 pr	1700 kg	9.00-15.3"	Tubeless	Implement
93690	10.0/75-15.3"	265 mm	760 mm	6 fori /6 holes	10 pr	1150 kg	9.00-15.3"	Tubeless	Implement
93691	10.0/75-15.3"	265 mm	760 mm	6 fori /6 holes	12 pr	1700 kg	9.00-15.3"	Tubeless	Implement
91929	10.0/75-15.3"	265 mm	760 mm	6 fori /6 holes	18 pr	2375 kg	9.00-15.3"	Tubeless	Implement
93458	11.5/80-15.3"	290 mm	845 mm	6 fori /6 holes	12 pr	2180 kg	9.00-15.3"	Tubeless	Implement
93459	11.5/80-15.3"	290 mm	845 mm	6 fori /6 holes	14 pr	2430 kg	9.00-15.3"	Tubeless	Implement
93460	11.5/80-15.3"	290 mm	845 mm	6 fori /6 holes	18 pr	2650 kg	9.00-15.3"	Tubeless	Implement
93461	13.0/65-18"	330 mm	900 mm	6 fori /6 holes	18 pr	2800 kg	11X18	Tubeless	Implement

**RUOTE PNEUMATICHE RIGATE PER IMPLEMENT**

RIBBED WHEELS FOR IMPLEMENT

ROUES PNEUMATIQUES STRIÉES POUR IMPLEMENT

RÄDER PNEUMATISCHE GERIFFELT FÜR IMPLEMENT

RUEDAS NEUMÁTICAS ESTRIADAS PARA IMPLEMENT



1




2



3

Skü	Pos.	Misure ruote / Wheel dimensions	Larghezza / Width	Diametro / Diameter	Numero fori / Number of holes	Numero tele / Ply number	Portata kg / Capacity kg	Diametro cerchi / Rim diameter	Misure mozzo / Hub measurements	Camera d'aria / Air chamber
01255	1	15 X 6.00-6"	148 mm	350 mm		6 pr	250 kg	4.00 X 6"	Ø25 x L61 mm	
12011	1	16 X 6.50-8"	166 mm	410 mm		6 pr	250 kg	5.00 X 8"	Ø25 x L65 mm	
89215	2	3.50-8"	100 mm	395 mm		4 pr	400 kg	2.50 X 8"	Ø25 x L80 mm	
91856	2	15 X 6.00-6"	154 mm	366 mm		10 pr	500 kg	4.00 X 6"	Ø25 x L51 mm	Compresa / Included
91858	2	16 X 6.50-8"	168 mm	422 mm		10 pr	500 kg	5.00 X 8"	Ø25 x L61 mm	Compresa / Included
95304	2	16 X 6.50-8"	168 mm	422 mm		6 pr	350 kg	5.00 X 8"	Ø25 x L80 mm	Compresa / Included
95306	2	15 X 6.00-6"	154 mm	366 mm		6 pr	330 kg	4.00 X 6"	Ø25 x L52 mm	Compresa / Included
91857	3	16 X 6.50-8"	168 mm	422 mm	4 F	10 pr	500 kg	5.00 X 8"		Compresa / Included

**RUOTE PER MOTOZAPPA**

 WHEELS FOR ROTOTILLER  
 ROUES POUR MOTOZAPPA  
 RÄDER FÜR MOTOZAPPA  
 RUEDAS PARA MOTOZAPPA

**Sku**
**01113**
**RUOTA COMPLETA DI CERCHIO FARMFLEX 250X42MM**

 COMPLETE WHEEL WITH FARMFLEX RIM 250X42MM  
 ROUE COMPLÈTE DE JANTE FARMFLEX 250X42MM  
 RAD KOMPLETT VON FELGE FARMFLEX 250X42MM  
 RUEDA COMPLETA DE LLANTA FARMFLEX 250X42MM


Sku	Diametro / Diameter	Larghezza / Width	Misure mozzo / Hub measurements	Materiale cerchi / Rim material	Note / Notes	Rif. Orig.	
						Brand	Cod. Originale
94151	250 mm	42 mm	10x48 mm	Polimero / Polimer	Durezza: 43 S / Hardness: 43 S	FARMFLEX	010205.03
						MASCHIO	06120409

**RUOTA COMPLETA DI CERCHIO FARMFLEX 310X25MM**

 COMPLETE WHEEL WITH FARMFLEX RIM 310X25MM  
 ROUE COMPLÈTE DE JANTE FARMFLEX 310X25MM  
 RAD KOMPLETT VON FELGE FARMFLEX 310X25MM  
 RUEDA COMPLETA DE LLANTA FARMFLEX 310X25MM


Sku	Diametro / Diameter	Larghezza / Width	Misure mozzo / Hub measurements	Materiale cerchi / Rim material	Note / Notes	Rif. Orig.	
						Brand	Cod. Originale
94153	310 mm	25 mm	16x44 mm	Polimero / Polimer	Durezza: 60 S / Hardness: 60 S	FARMFLEX	012683.03
						HORSCH	00311095
						KUHN	3611561

**RUOTA COMPLETA DI CERCHIO FARMFLEX 325X50MM**

COMPLETE WHEEL WITH FARMFLEX RIM 325X50MM  
 ROUE COMPLÈTE DE JANTE FARMFLEX 325X50MM  
 RAD KOMPLETT VON FELGE FARMFLEX 325X50MM  
 RUEDA COMPLETA DE LLANTA FARMFLEX 325X50MM



Sku	Diametro / Diameter	Larghezza / Width	Misure mozzo / Hub measurements	Materiale cerchi / Rim material	Note / Notes	Rif. Orig.	
						Brand	Cod. Originale
94152	325 mm	50 mm	16x44 mm	Polimero / Polimer	Durezza: 71 S / Hardness: 71 S	FARMFLEX	013422.03
						MASCHIO	F06120408, F06120440, F06120474, G19006290
96191	325 mm	50 mm	16x72 mm	Polimero / Polimer	Durezza: 63 S / Hardness: 63 S	MASCHIO	F06120440

**RUOTA COMPLETA DI CERCHIO FARMFLEX 370X165MM**

COMPLETE WHEEL WITH FARMFLEX RIM 370X165MM  
 ROUE COMPLÈTE DE JANTE FARMFLEX 370X165MM  
 RAD KOMPLETT VON FELGE FARMFLEX 370X165MM  
 RUEDA COMPLETA DE LLANTA FARMFLEX 370X165MM



Ruota completa di cerchio in metallo / Wheel with metal rim

Sku	Diametro / Diameter	Larghezza / Width	Misure mozzo / Hub measurements	Materiale cerchi / Rim material	Note / Notes	Rif. Orig.	
						Brand	Cod. Originale
94156	370 mm	165 mm	20x170 mm	Metallo / Metal	Durezza: 60 S / Hardness: 60 S	FARMFLEX	017973.04
						MASCHIO	14821590

**RUOTA COMPLETA DI CERCHIO FARMFLEX 400X65MM**

COMPLETE WHEEL WITH FARMFLEX RIM 400X65MM  
 ROUE COMPLÈTE DE JANTE FARMFLEX 400X65MM  
 RAD KOMPLETT VON FELGE FARMFLEX 400X65MM  
 RUEDA COMPLETA DE LLANTA FARMFLEX 400X65MM



Ruota completa di cerchio in metallo / Wheel with metal rim

Sku	Diametro / Diameter	Larghezza / Width	Misure mozzo / Hub measurements	Materiale cerchi / Rim material	Note / Notes	Rif. Orig.	
						Brand	Cod. Originale
94155	400 mm	65 mm	16x44 mm	Metallo / Metal	Durezza: 60 S / Hardness: 60 S	FARMFLEX	011047.03
						KUHN	K3618190
						KVERNELAND	AC805817
						MASCHIO	F06120410

**RUOTA COMPLETA DI CERCHIO FARMFLEX 400X115MM**

COMPLETE WHEEL WITH FARMFLEX RIM 400X115MM

ROUE COMPLÈTE DE JANTE FARMFLEX 400X115MM

RAD KOMPLETT VON FELGE FARMFLEX 400X115MM

RUEDA COMPLETA DE LLANTA FARMFLEX 400X115MM



Ruota completa di cerchio in metallo e plastica / Complete wheel with metal and plastic rim

Sku	Pos.	Diametro / Diameter	Larghezza / Width	Misure mozzo / Hub measurements	Materiale cerchi / Rim material	Note / Notes	Rif. Orig.	
							Brand	Cod. Originale
94154	1	400 mm	115 mm	16x44 mm	Metallo / Polimero / Metal / Polimer	Durezza: 60 S / Hardness: 60 S	FARMFLEX	010412.03
							HORSCH	00310955
							KUHN	K3613910
							KVERNELAND	AC805922
							MASCHIO	06120090, F06120406

**PNEUMATICO FARMFLEX Ø 325 X 50**

FARMFLEX TYRE Ø 325 X 50

PNEU FARMFLEX Ø 325 X 50

REIFEN FARMFLEX Ø 325 X 50

NEUMÁTICO FARMFLEX Ø 325 X 50



Pneumatico per ruota seminatrici / Tyre for seeding wheels

Sku	Diametro / Diameter	Larghezza / Width	Note / Notes	Rif. Orig.	
				Brand	Cod. Originale
93466	325 mm	50 mm	Durezza: 63 S / Hardness: 63 S	FARMFLEX	005368
				KVERNELAND	AC825828
				MASCHIO	F06120165

**PNEUMATICO FARMFLEX Ø 370 X 165**

FARMFLEX TYRE Ø 370 X 165

PNEU FARMFLEX Ø 370 X 165

REIFEN FARMFLEX Ø 370 X 165

NEUMÁTICO FARMFLEX Ø 370 X 165



Pneumatico per ruote seminatrici / Tyre for seeding wheels

Sku	Diametro / Diameter	Larghezza / Width	Note / Notes	Rif. Orig.	
				Brand	Cod. Originale
93470	370 mm	165 mm	Durezza: 60 S / Hardness: 60 S	FARMFLEX	005460
				MASCHIO	F06120155

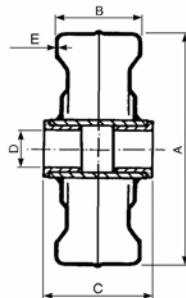
**RUOTE IN FERRO CON BOCCOLE IN NYLON**

METAL SHEET WHEELS WITH NYLON BUSH

ROUES EN FER AVEC BAGUES EN NYLON

RÄDER AUS EISEN MIT BUCHSEN AUS NYLON

RUEDAS EN HIERRO CON CASQUILLOS EN NYLON



Skü	A	B	C	D	E	Portata kg / Capacity kg
00523	225 mm	60 mm	71 mm	20 mm	1,8 mm	450 kg
00515	225 mm	80 mm	90 mm	20 mm	2 mm	450 kg
CP1631	250 mm	100 mm	110 mm	30 mm	2,3 mm	650 kg
00522	280 mm	80 mm	90 mm	30 mm	2 mm	600 kg
75282	300 mm	100 mm	110 mm	30 mm	2,5 mm	900 kg
03090	320 mm	100 mm	110 mm	30 mm	2,5 mm	800 kg
03104	400 mm	100 mm	110 mm	25 mm	2,5 mm	1200 kg

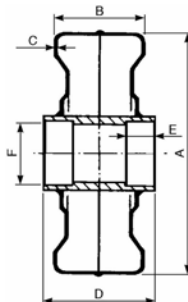
**RUOTE IN FERRO CON MOZZO PORTACUSCINETTI**

METAL SHEET WHEELS WITH BEARING HUB

ROUES EN FER AVEC MOYEU PORTACUSCINETTI

RÄDER AUS EISEN MIT NABE PORTACUSCINETTI

RUEDAS EN HIERRO CON BUJE PORTACUSCINETTI



Cuscineti non compresi / Bearing not included

Skü	A	B	C	D	E	F	Portata kg / Capacity kg
03088	280 mm	115 mm	2,5 mm	120 mm	23 mm	52 mm	300 kg
03084	320 mm	100 mm	2,5 mm	100 mm	23 mm	52 mm	1000 kg
03048	400 mm	100 mm	2,5 mm	100 mm	23 mm	52 mm	1200 kg
75285	400 mm	150 mm	2,5 mm	150 mm	18 mm	62 mm	1200 kg
03049	500 mm	150 mm	2,5 mm	150 mm	28 mm	62 mm	1400 kg

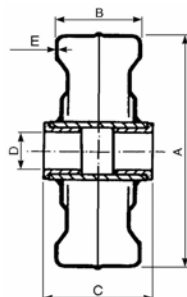
**RUOTE IN FERRO CON CRESTA E BOCCOLE IN NYLON**

METAL SHEET WHEELS WITH NYLON BUSH AND CREST

ROUES EN FER AVEC CRESTA ET BAGUES EN NYLON

RÄDER AUS EISEN MIT CRESTA UND BUCHSEN AUS NYLON

RUEDAS EN HIERRO CON CRESTA Y CASQUILLOS EN NYLON



Skü	A	B	C	D	E	F	Portata kg / Capacity kg
03072	320 mm	100 mm	370 mm	30 mm	2,5 mm	110 mm	800 kg

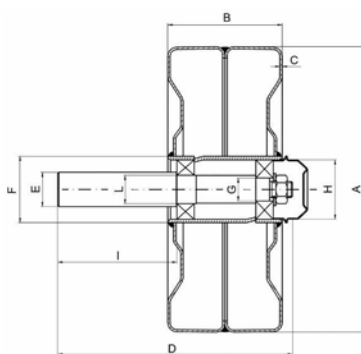
**RUOTE IN FERRO COMPLETE CON ASSALE**

METAL SHEET WHEELS WITH AXLE

ROUES EN FER COMPLÈTES AVEC ESSIEU

RÄDER AUS EISEN KOMPLETT MIT ACHSE

RUEDAS EN HIERRO COMPLETAS CON EJE



Skü	A	B	C	D	E	F	G	H	I	L	Portata kg / Capacity kg
<b>89981</b>	250 mm	100 mm	2 mm	205 mm	30 mm	58 mm	20 mm	52 mm	104	25 mm	700 kg
<b>89982</b>	300 mm	100 mm	2,5 mm	205 mm	30 mm	58 mm	20 mm	52 mm	104 mm	25 mm	900 kg

**PNEUMATICI "RIGATO"**

TYRES "RIGATO"

PNEUS "RIGATO"

REIFEN "RIGATO"

NEUMÁTICOS "RIGATO"



Skü	Misure ruote / Wheel dimensions	Diametro / Diameter	Larghezza / Width	Numero tele / Ply number	Portata kg / Capacity kg	Camera d'aria / Air chamber	Note / Notes
<b>73324</b>	4.00 x 6"	350 mm	100 mm	4 pr	170 kg	Non compressa, art 73349	
<b>05510</b>	15x6.00/6"	360 mm	154 mm	6 pr	260 kg	Compressa	
<b>00888</b>	3.50 x 8"	380 mm	95 mm	2 pr	150 kg	Compressa, art 00882	Utilizzabile su dischi ruota art Ama 00326 e 00327 e come ricambio per ruota carriola art 01201. /Can be used on wheel rims Ama ref. 00326 and 00327 and as spare tyre for barrow wheel ref.01201.
<b>00876</b>	4.80/4.00 x 8"	405 mm	100 mm	2 pr	180 kg	Compressa, art 00882	Utilizzabile su dischi ruota art Ama 00326 e 00327. /Can be used on wheel rims Ama ref. 00326 and 00327
<b>05515</b>	4.80/4.00 x 8"	405 mm	100 mm	4 pr	200 kg	Compressa, art 00882	

**PNEUMATICI "RIGATO PIATTO"**

TYRES "RIGATO PIATTO"

PNEUS "RIGATO PIATTO"

REIFEN "RIGATO PIATTO"

NEUMÁTICOS "RIGATO PIATTO"



Skü	Misure ruote / Wheel dimensions	Diametro / Diameter	Diametro cerchi / Rim diameter	Larghezza / Width	Numero tele / Ply number	Portata kg / Capacity kg	Camera d'aria / Air chamber
<b>73321</b>	13x5.00/6"	318 mm	3.50 x 6"	125 mm	4 pr	160 kg	Non compressa, art.32416
<b>73322</b>	15x6.00/6"	360 mm	3.75/4.50 x 6"	160 mm	6 pr	260 kg	Non compressa, art.32417
<b>73323</b>	16x6.50/8"	410 mm	5.00/5.50 x 8"	165 mm	6 pr	300 kg	Non compressa, art.32418

**PNEUMATICI "SCOLPITO GARDEN"**

TYRES "SCOLPITO GARDEN"

PNEUS "SCOLPITO GARDEN"

REIFEN "SCOLPITO GARDEN"

NEUMÁTICOS "SCOLPITO GARDEN"



Skü	Misure ruote / Wheel dimensions	Diametro / Diameter	Diametro cerchi / Rim diameter	Larghezza / Width	Numero tele / Ply number	Portata kg / Capacity kg	Camera d'aria / Air chamber
73313	4.00 x 6"	270 mm	2.50 x 6"	100 mm	4 pr	200 kg	Non compressa, art.73349
73314	4.00 x 8"	415 mm	2.50 x 8"	120 mm	4 pr	250 kg	Non compressa, art.00882
73315	13 x 5.00/6"	318 mm	3.50 x 6"	125 mm	4 pr	160 kg	Tubeless
05503	13 x 5.00/6"	320 mm	4.00 x 6"	120 mm	2 pr	160 kg	Compressa
73316	15 x 6.00/6"	360 mm	4.50 x 6"	160 mm	4 pr	260 kg	Tubeless
05504	16 x 6.50/8"	410 mm	5.00 x 8"	166 mm	4 pr	250 kg	Compressa
73317	16 x 6.50/8"	410 mm	5.50 x 8"	165 mm	4 pr	300 kg	Tubeless
73318	18 x 8.50/8"	460 mm	7.00 x 8"	215 mm	4 pr	400 kg	Compressa

**PNEUMATICI "SCOLPITO"**

TYRES "SCOLPITO"

PNEUS "SCOLPITO"

REIFEN "SCOLPITO"

NEUMÁTICOS "SCOLPITO"



Skü	Misure ruote / Wheel dimensions	Diametro / Diameter	Larghezza / Width	Numero tele / Ply number	Diametro cerchi / Rim diameter	Portata kg / Capacity kg	Camera d'aria / Air chamber
73325	3.00 x 4"	260 mm	85 mm	4 pr	2.50 x 4"	150 kg	Non compressa, art.73353
73326	4.00 x 4"	305 mm	107 mm	4 pr	2.50 x 4"	250 kg	Non compressa, art. 73353

**PNEUMATICI "TRACTOR DIREZIONALE"**

TYRES "TRACTOR DIREZIONALE"

PNEUS "TRACTOR DIREZIONALE"

REIFEN "TRACTOR DIREZIONALE"

NEUMÁTICOS "TRACTOR DIREZIONALE"



Skü	Misure ruote / Wheel dimensions	Diametro / Diameter	Larghezza / Width	Numero tele / Ply number	Diametro cerchi / Rim diameter	Portata kg / Capacity kg	Camera d'aria / Air chamber
73341	3.50 x 6"	325 mm	95 mm	4 pr	2.50 x 6"	200 kg	Non compressa, art. 73349
05541	3.50 x 8"	390 mm	90 mm	4 pr	2.50 x 8"	180 kg	Compressa (con valvola curva)
73342	3.50 x 8"	390 mm	98 mm	4 pr	2.50 x 8"	240 kg	Non compressa, art. 00882

**PNEUMATICI "TRACTOR MOTRICE"**

TYRES "TRACTOR MOTRICE"

PNEUS "TRACTOR MOTRICE"

REIFEN "TRACTOR MOTRICE"

NEUMÁTICOS "TRACTOR MOTRICE"



Skü	Misure ruote / Wheel dimensions	Diametro / Diameter	Larghezza / Width	Numero tele / Ply number	Diametro cerchi / Rim diameter	Portata kg / Capacity kg	Camera d'aria / Air chamber
73328	3.50 x 6"	330 mm	95 mm	4 pr	2.50/6"	200 kg	Non compresa, art. 73349
05826	3.50 x 8"	390 mm	90 mm	4 pr	2.50/8"	250 kg	Compresa
73330	4.00 x 8"	420 mm	110 mm	4 pr	2.50/8"	300 kg	Non compresa, art 00882
73331	4.00 x 10"	490 mm	116 mm	4 pr	3.00/10"	300 kg	Non compresa, art 73355
73332	5.00 x 10"	520 mm	135 mm	4 pr	3.50/10"	350 kg	Non compresa, art 73355
73333	5.00 x 12"	560 mm	138 mm	4 pr	4.00/12"	370 kg	Non compresa, art 73356

**PNEUMATICI "TRACTOR PIATTO"**

TYRES "TRACTOR PIATTO"

PNEUS "TRACTOR PIATTO"

REIFEN "TRACTOR PIATTO"

NEUMÁTICOS "TRACTOR PIATTO"



Skü	Diametro / Diameter	Larghezza / Width	Numero tele / Ply number	Diametro cerchi / Rim diameter	Portata kg / Capacity kg	Camera d'aria / Air chamber
73338	320 mm	120 mm	4 pr	3.50/6"	150 kg	Non compresa, art 32416

**PNEUMATICI "AW" PER IMPLEMENT**

TYRES "AW" FOR IMPLEMENT

PNEUS "AW" POUR IMPLEMENT

REIFEN "AW" FÜR IMPLEMENT

NEUMÁTICOS "AW" PARA IMPLEMENT



Skü	Misure ruote / Wheel dimensions	Diametro / Diameter	Larghezza / Width	Numero tele / Ply number	Portata kg / Capacity kg	Camera d'aria / Air chamber
95245	10.0/80-12"	710 mm	264 mm	8 pr	1350 kg (40 Km/h)	Tubeless
95246	10.0/80-12"	710 mm	264 mm	10 pr	1510 kg (40 Km/h)	Tubeless
95247	10.0/75-15.3"	760 mm	264 mm	10 pr	1550 kg (40 Km/h)	Tubeless
95248	10.0/75-15.3"	760 mm	264 mm	12 pr	1700 kg (40 Km/h)	Tubeless
95249	11.5/80-15.3"	845 mm	290 mm	12 pr	2180 kg (40 Km/h)	Tubeless
95250	11.5/80-15.3"	845 mm	290 mm	14 pr	2430 kg (40 Km/h)	Tubeless
95251	11.5/80-15.3"	845 mm	290 mm	18 pr	2900 kg (40 Km/h)	Tubeless

**CAMERE D'ARIA PER PNEUMATICI**

INNER TUBE

CHAMBRES À AIR POUR PNEUS

SCHLÄUCHE FÜR REIFEN

CÁMARAS DE AIRE PARA NEUMÁTICOS



SKU	Dimensioni / Dimensions	Note / Notes
73353	3.00-4"	Valvola curva TR87 / Bend valve TR87
73349	4.00-6"	Valvola diritta TR13 / Straight valve TR13
00882	3.50/4.00-8"	Valvola diritta TR13 / Straight valve TR13
73355	4.00-10"	Valvola diritta TR13 / Straight valve TR13
73356	5.00-12"	Valvola diritta TR13 / Straight valve TR13
32416	13x5.00-6"	Valvola diritta TR13 / Straight valve TR13
32417	15x6.00-6"	Valvola diritta TR13 / Straight valve TR13
32418	16x6.50-8"	Valvola diritta TR13 / Straight valve TR13
32419	18x6.50-8"	Valvola curva / Bent valve
32420	18x8.50-8"	Valvola diritta TR13 / Straight valve TR13
73358	18x9.50-8"	Valvola diritta TR13 / Straight valve TR13
73357	6.50/80-15"	Valvola diritta TR13 / Straight valve TR13
05557	6.00-16"	Valvola diritta TR13 / Straight valve TR13
73359	7.50-16"	Valvola diritta TR15 / Straight valve TR15
16187	4.50-19"	Valvola diritta TR15 / Straight valve TR15

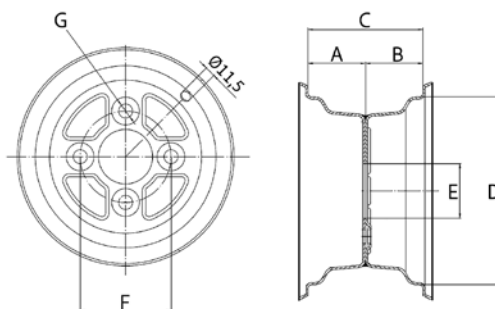
**CERCHI A DOPPIA FLANGIA, SALDATURA CENTRALE**

DOUBLE FLANGED RIMS, CENTRAL WELDED

JANTES À DOUBLE FLANGIA, SALDATURA CENTRAL

FELGEN MIT DOPPELT FLANGIA, SALDATURA ZENTRAL

LLANTAS A DOBLE FLANGIA, SALDATURA CENTRAL



Cerchi in lamiera per pneumatici / Metal rim for tyres

SKU	Dimensioni / Dimensions	Modello / Model	A	B	C	D	E	F	G	Note / Notes
93450	2.50X8"	4 FORI F /4 HOLES F	31 mm	31 mm	62 mm	201 mm	58 mm	98 mm	13,5 mm	Per pneumatici misura 4.80/4.00x8", 3.50x8" / For tyres measure 4.80/4.00x8", 3.50x8"
93451	2.50X8"	4 FORI B /4 HOLES B	31 mm	31 mm	62 mm	201 mm	62 mm	95 mm	13,5 mm	Per pneumatici misura 4.80/4.00x8", 3.50x8" / For tyres measure 4.80/4.00x8", 3.50x8"
93452	5.00X8"	4 FORI F /4 HOLES F	62 mm	62 mm	124 mm	202,5 mm	58 mm	98 mm	15 mm	Per pneumatici misura 16.6.50x8" / For tyres measure 16.6.50x8"
93453	5.00X8"	4 FORI B /4 HOLES B	62 mm	62 mm	124 mm	202,5 mm	62 mm	95 mm	15 mm	Per pneumatici misura 16.6.50x8" / For tyres measure 16.6.50x8"
93454	3.50x10"	4 FORI F /4 HOLES F	44 mm	44 mm	88 mm	253 mm	58 mm	98 mm	13,5 mm	Per pneumatici misura 4.00X10", 4.50X10", 5.00X10", 145X10" / For tyres measure 4.00X10", 4.50X10", 5.00X10", 145X10"
93455	3.50x10"	4 FORI B /4 HOLES B	44 mm	44 mm	88 mm	253 mm	62 mm	95 mm	13,5 mm	Per pneumatici misura 4.00X10", 4.50X10", 5.00X10", 145X10" / For tyres measure 4.00X10", 4.50X10", 5.00X10", 145X10"

**DISCHI RUOTA COMPLETI DI ASSALE LATERALE**

RIMS WITH SIDE AXLE

DISQUES ROUE COMPLETS DE ESSIEU LATÉRAL

SCHEIBEN RAD KOMPLETT VON ACHSE SEITLICH

DISCOS RUEDA COMPLETOS DE EJE LATERAL



Skü	Pos.	Dimensioni / Dimensions	A	B	C	D	E	Note / Notes
00326	1	2.50X8"	230 mm	72 mm	150 mm	25 mm	70 mm	Grezzo / Rough
92938	2	2.50X8"	230 mm	72 mm	150 mm	25 mm	70 mm	Verniciato / Painted

**DISCHI RUOTA COMPLETI DI ASSALE CENTRALE**

RIMS WITH CENTRAL AXLE

DISQUES ROUE COMPLETS DE ESSIEU CENTRAL

SCHEIBEN RAD KOMPLETT VON ACHSE ZENTRAL

DISCOS RUEDA COMPLETOS DE EJE CENTRAL



Skü	Pos.	Dimensioni / Dimensions	A	B	C	D	E	F	G	Note / Notes
00327	1	2.50X8"	230 mm	72 mm	185 mm	17 mm	M14	27 mm	27 mm	Grezzo / Rough
92939	2	2.50X8"	230 mm	72 mm	185 mm	17 mm	M14	27 mm	27 mm	Verniciato / Painted

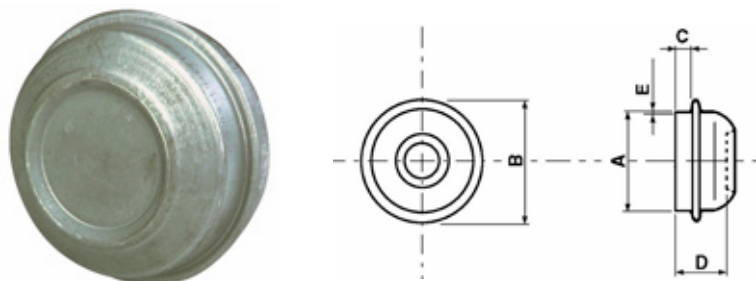
**CALOTTINE COPRIMOZZI**

HUB CAPS

CAPUCHONS COUVRE-MOYEUX

KAPPEN NABENKAPPEN

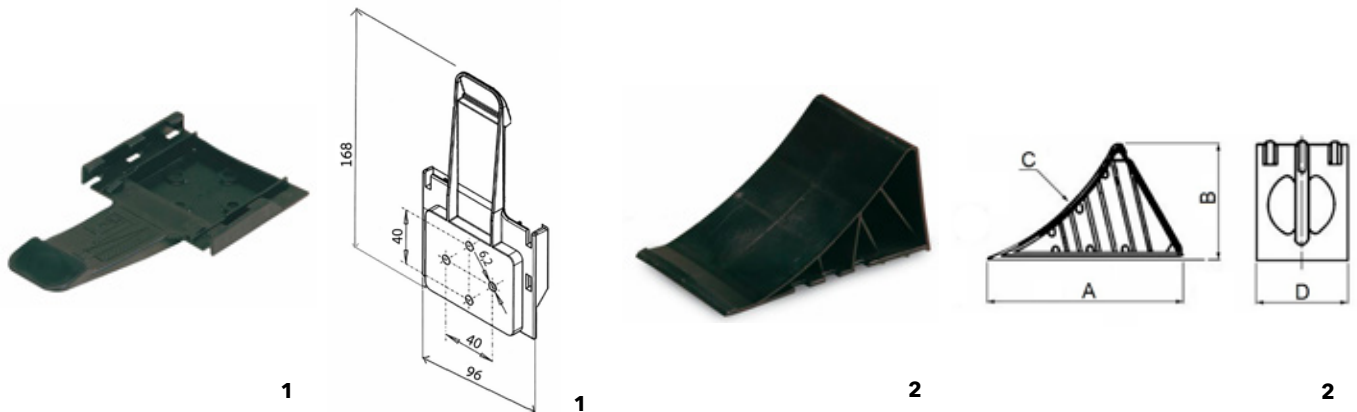
CAPUCHONES TAPACUBOS



Skü	A	B	C	D	E
03115	47 mm	53 mm	9 mm	25 mm	0,8 mm
03126	52 mm	56 mm	11 mm	27 mm	0,8 mm
03127	62 mm	68 mm	12 mm	30 mm	0,8 mm
03128	72 mm	82 mm	12 mm	32 mm	1 mm
03129	80 mm	89 mm	14 mm	38 mm	1 mm

**CUNEI D'ARRESTO RAGGIO 290MM E SUPPORTI**

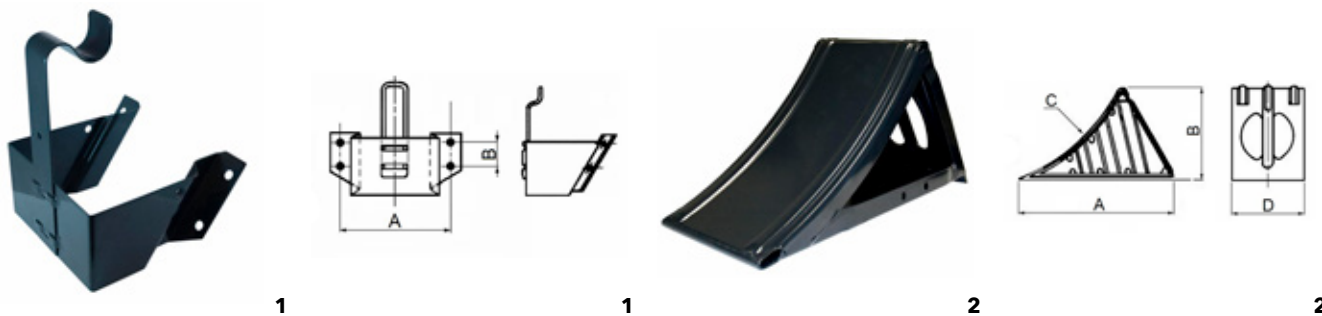
WHEEL CHOCKS RADIUS 290MM AND HOLDER  
 CALES D'ARRÊT RAYON 290MM ET SUPPORTS  
 UNTERLEGKEILE SPEICHE 290MM UND HALTERUNGEN  
 CALZOS DE PARADA RADIO 290MM Y SOPORTES



SKU	Pos.	Descrizione / Description	A	B	C	D	Portata kg / Capacity kg
05952	2 / 2	Cuneo ferma ruota in plastica, raggio 290mm, con portata singolo cuneo 800kg / Plastic wheel chock radius 290mm with load capacity 800kg (single chock)	225 mm	100 mm	290 mm	90 mm	800 kg per cuneo
05951	1 / 1	Supporto per cuneo ferma ruota articolo Ama 05952 / Chock holder for wheel chock Ama ref. 05952					

**CUNEI D'ARRESTO OMOLOGATI VERNICIATI E RELATIVI SUPPORTI**

PAINTED WHEEL CHOCKS WITH HOMOLOGATION AND HOLDER  
 CALES D'ARRÊT HOMOLOGUÉES PEINTES ET SUPPORTS ASSORTIS  
 UNTERLEGKEILE (ZUGELASSEN, LACKIERT) UND ZUGEHÖRIGE HALTERUNGEN  
 CALZOS DE PARADA HOMOLOGADOS PINTADOS Y SOPORTES RELATIVOS



SKU	Pos.	Descrizione / Description	A	B	C	D	Portata kg / Capacity kg	Omologazioni / Homologations
05954	2 / 2	Cuneo ferma ruota / Wheel chock	320 mm	150 mm	360 mm	120 mm	1600 kg per cuneo	Omologato DIN 76051 / Homologated
05953	1 / 1	Supporto verniciato / Chock holder	145 mm	40 mm				
05956	2 / 2	Cuneo ferma ruota / Wheel chock	380 mm	190 mm	460 mm	160 mm	5000 kg per cuneo	Omologato DIN 76051 / Homologated
05955	1 / 1	Supporto verniciato / Chock holder	185 mm	60 mm				
05958	2 / 2	Cuneo ferma ruota / Wheel chock	470 mm	230 mm	600 mm	200 mm	6500 kg per cuneo	Omologato DIN 76051 / Homologated
05957	1 / 1	Supporto verniciato / Chock holder	230 mm	80 mm				

**CUNEI D'ARRESTO IN PLASTICA OMOLOGATI RAGGIO 360 E RELATIVI SUPPORTI**

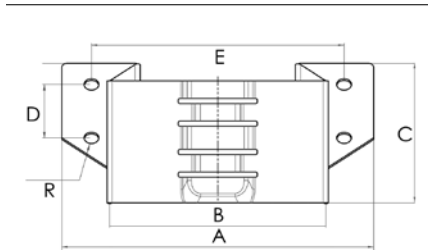
PLASTIC WHEEL CHOCKS WITH HOMOLOGATION, RADIUS 360 AND HOLDER

CALES D'ARRÊT EN PLASTIQUE HOMOLOGUÉS RAYON 360 ET ASSORTIS SUPPORTS

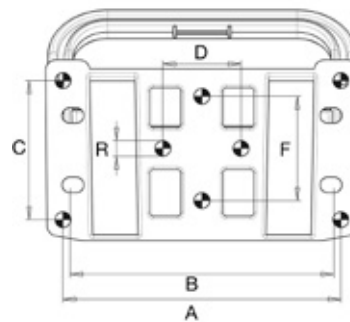

UNTERLEGKEILE AUS KUNSTSTOFF ZUGELASSEN SPEICHE 360 UND ZUGEHÖRIG HALTERUNGEN

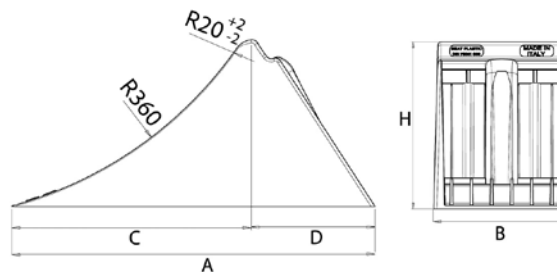
CALZOS DE PARADA EN PLÁSTICO HOMOLOGADOS RADIO 360 Y RELATIVOS SOPORTES


**1**

**1**

**1**

**2**

**2**

**2**

**3**

**3**

**3**

Skü	Pos.	Descrizione / Description	A	B	C	D	E	F	H	Portata kg / Capacity kg	Omologazioni / Homo- logations
<b>MP02891</b>	3 / 3	Cuneo d'arresto / Wheel chock	328 mm	124 mm	225 mm	103 mm			151 mm	1600 kg per cuneo	Omologato DIN 76051 / Homologated
<b>MP02888</b>	2 / 2	Supporto cuneo / Chock holder	163 mm	155 mm	81,5 mm	46 mm	41 mm	61 mm			
<b>OMP0360</b>	1 / 1	Supporto cuneo / Chock holder	179 mm	124 mm	80 mm	40 mm	145 mm				

**CUNEI D'ARRESTO IN PLASTICA OMOLOGATI RAGGIO 460 E RELATIVI SUPPORTI**

PLASTIC WHEEL CHOCKS WITH HOMOLOGATION, RADIUS 460 AND HOLDER

CALES D'ARRÊT EN PLASTIQUE HOMOLOGUÉS RAYON 460 ET ASSORTIS SUPPORTS

UNTERLEGKEILE AUS KUNSTSTOFF ZUGELASSEN SPEICHE 460 UND ZUGEHÖRIG HALTERUNGEN

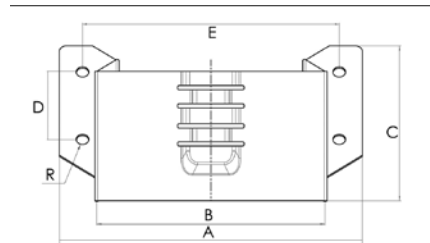
CALZOS DE PARADA EN PLÁSTICO HOMOLOGADOS RADIO 460 Y RELATIVOS SOPORTES



1



1



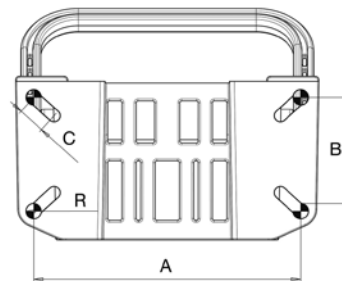
1



2



2



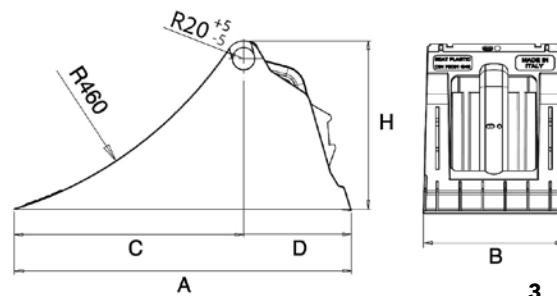
2



3



3



3

Skü	Pos.	Descrizione / Description	A	B	C	D	E	H	Portata kg / Capacity kg	Omologazioni / Homologations
MP02890	3 / 3	Cuneo d'arresto / Wheel chock	385 mm	161 mm	265 mm	120 mm		192 mm	5000 kg per cuneo	Omologato DIN 76051 / Homologated
MP02889	2 / 2	Supporto cuneo / Chock holder	214 mm	85 mm	22 mm					
OMP0460	1 / 1	Supporto cuneo / Chock holder	216 mm	163 mm	110 mm	60 mm	183 mm			

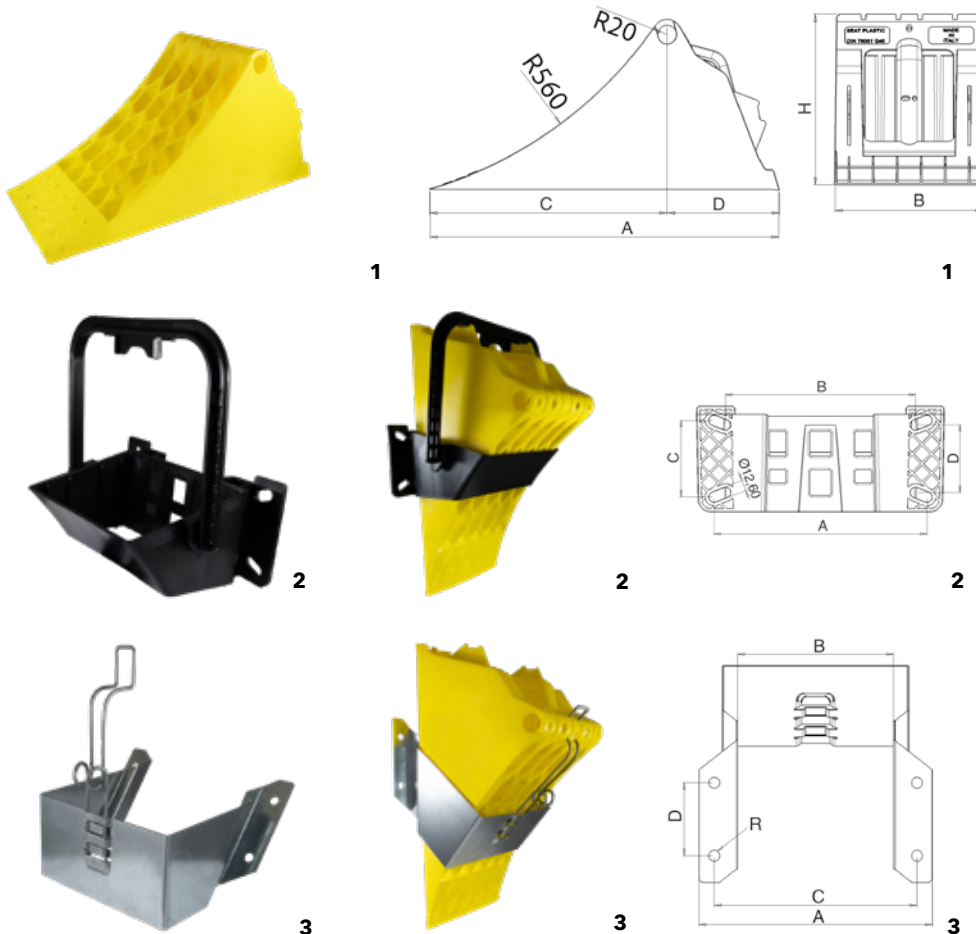
**CUNEI D'ARRESTO IN PLASTICA OMOLOGATI RAGGIO 560 E RELATIVI SUPPORTI**

PLASTIC WHEEL CHOCKS WITH HOMOLOGATION, RADIUS 560 AND HOLDER

CALES D'ARRÊT EN PLASTIQUE HOMOLOGUÉS RAYON 560 ET ASSORTIS SUPPORTS

UNTERLEGKEILE AUS KUNSTSTOFF ZUGELASSEN SPEICHE 560 UND ZUGEHÖRIG HALTERUNGEN

CALZOS DE PARADA EN PLÁSTICO HOMOLOGADOS RADIO 560 Y RELATIVOS SOPORTES



Skù	Pos.	Descrizione / Description	A	B	C	D	H	Portata kg / Capacity kg	Omologazioni / Homologations
MP03032	1 / 1	Cuneo d'arresto	467 mm	200 mm	317,5 mm	150,5 mm	228 mm	6500 kg per cuneo	Omologato DIN 76051
MP03063	2 / 2	Supporto cuneo	250 mm	222 mm	90 mm	79 mm			
OMP0560	3 / 3	Supporto cuneo	256 mm	171 mm	222,5 mm	80 mm			

**CUNEI PIEGHEVOLI E RELATIVI SUPPORTI**

FOLDABLE WHEEL CHOCK

CALES PLIABLES ET ASSORTIS SUPPORTS

KEILE KLAPPBAR UND ZUGEHÖRIG HALTERUNGEN

CALZOS PLEGABLES Y RELATIVOS SOPORTES



Skù	Pos.	Descrizione / Description	Rif. Orig.	
			Brand	Cod. Originale
17201	1	Supporto cuneo / Chock holder	FIAT	5115840
			FORD	5115840
			NEW HOLLAND	5115840
17202	2	Cuneo d'arresto / Wheel chock	FIAT	5112736
			FORD	5112736
			NEW HOLLAND	5112736

**CATENE DA NEVE PER TRATTORI E MACCHINE OPERATRICI**

SNOW CHAINS FOR TRACTORS AND HEAVY MACHINERY


CHAÎNES POUR NEIGE POUR TRACTEURS ET MACHINES OPERATRICI

KETTEN FÜR SCHNEE FÜR TRAKTOREN UND MASCHINEN OPERATRICI

CADENAS PARA NIEVE PARA TRACTORES Y MÁQUINAS OPERATRICI



1



2



3

Catene da neve PREMIUM LINE per trattori e macchine operatrici / PREMIUM LINE snow chains for tractors and work machines

SKU	Misura maglia / Mesh size	Misure ruote / Wheel dimensions
95565	Ø 7 mm	10.0/75-15.3, 250/80-16, 260/70-16, 10-16.5
95566	Ø 7 mm	31x11.50-15, 235/85-16, 265/70-16, 275/70-16, 280/70-16, 9.5-16, 265/65-17, 255/60-18.
95567	Ø 7 mm	31x13.50-15, 11-16, 12-16.5, 280/70-18
95568	Ø 8 mm	SS-520-Ø8
95569	Ø 8 mm	15.5/80-20, 16.5/75-20, 395/85-20, 420/75-20, 425/75-20, 16/70-24, 380/70-24, 405/70-24, 420/65-24
95570	Ø 8 mm	18-22.5, 445/65-22.5, 14.5-24, 14.9-24, 14.9/80-24, 15.5/80-24, 380/85-24, 400/80-24, 440/65-24, 360/70-28
95571	Ø 9,5 mm	540/65-24, 480/70-26, 480/65-28, 500/65-28
95572	Ø 9,5 mm	540/65-28, 480/70-30, 520/65-30

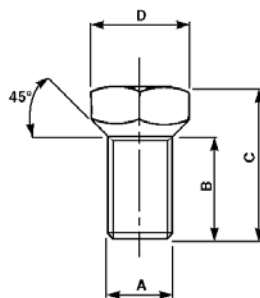
**COLONNETTE SERRAGGIO RUOTE PER TRATTORI**

LOCKING BOLTS FOR TRACTORS

GOIJONS SERRAGE ROUES POUR TRACTEURS

BOLZEN BEFESTIGUNG RÄDER FÜR TRAKTOREN

ESPÁRRAGOS APRIETE RUEDAS PARA TRACTORES



SKU	A	B	C	D	Rif. Orig.	
					Brand	Cod. Originale
00392	M18x1,5 mm	20 mm	37 mm	27 mm	SAME	2.0399.018.2
02691	M14x1,5 mm	22 mm	36 mm	24 mm	FIAT	559470
02692	M16x1,5 mm	34 mm	52 mm	24 mm	FIAT	4959684, 562998
03487	M16x1,5 mm	21 mm	38 mm	24 mm	FIAT	4959002, 562324
06656	M12x1,5 mm	20 mm	34 mm	22 mm		

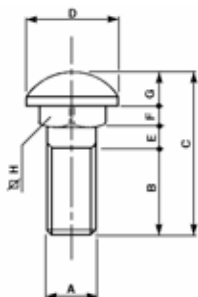
**COLONNETTE SPECIALI PER IL FISSAGGIO RUOTE IN FERRO ADATTABILI FIAT E NEW HOLLAND**

WHEEL BOLTS FOR IRON WHEELS ADAPTABLE FIAT AND NEW HOLLAND

GOUJONS SPÉCIALES POUR LE FIXATION ROUES EN FER ADAPTABLES FIAT ET NEW HOLLAND

BOLZEN SPEZIAL FÜR DAS BEFESTIGUNG RÄDER AUS EISEN PASSEND FIAT UND NEW HOLLAND

ESPÁRRAGOS ESPECIALES PARA EL FIJACIÓN RUEDAS EN HIERRO ADAPTABLES FIAT Y NEW HOLLAND



Sku	A	B	C	D	E	F	G	H	Rif. Orig.	
									Brand	Cod. Originale
02695	M16x1,5 mm	30 mm	56 mm	31 mm	7 mm		11 mm	16.5 mm	FIAT	4959003, 562325, 4963649
									NEW HOLLAND	4959003
02696	M20x2 mm	39 mm	105 mm	40 mm	43 mm		12 mm	20 mm	FIAT	5108973
									FORD	5108973
									NEW HOLLAND	5108973
08002	M16x1,5 mm	45 mm	70 mm	31 mm	7 mm	10 mm	11 mm	16 mm		

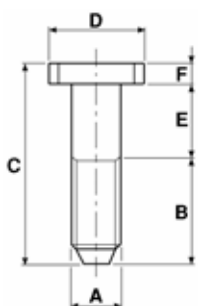
**COLONNETTA SPECIALE FISSAGGIO RUOTE PER TRATTORI ADATTABILI FIAT**

WHEEL BOLT FOR IRON WHEELS ADAPTABLE FIAT

COLONNETTA SPECIALE FIXATION ROUES POUR TRACTEURS ADAPTABLES FIAT

COLONNETTA SPECIALE BEFESTIGUNG RÄDER FÜR TRAKTOREN PASSEND FIAT

COLONNETTA SPECIALE FIJACIÓN RUEDAS PARA TRACTORES ADAPTABLES FIAT



Sku	A	B	C	D	E	F	Rif. Orig.	
							Brand	Cod. Originale
15678	M18x1,5 mm	32 mm	78 mm	28 mm	39 mm	7 mm	FIAT	44011074, 4951078, 87651028




# Traino e sollevamento

Towing and lifting

I prodotti recanti il marchio AMA qui indicati sono realizzati da AMA S.p.A. e destinati a essere utilizzati come ricambi adattabili e non originali. I riferimenti a marchi, codici originali e costruttori di terzi, riportati in corrispondenza degli articoli AMA compatibili, hanno esclusivamente la finalità di identificare il modello, l'applicazione o la destinazione d'uso del prodotto, in conformità a quanto previsto dal Regolamento (CE) n. 1400/2002 e dalla normativa vigente in materia di concorrenza e uso lecito dei marchi di terzi. / The products bearing the AMA brand name listed here are manufactured by AMA S.p.A. and are intended for use as adaptable, non-original spare parts. References to trademarks, original codes and third-party manufacturers, shown alongside compatible AMA items, are intended solely to identify the model, application or intended use of the product, in accordance with Regulation (EC) No. 1400/2002 and current legislation on competition and the lawful use of third-party trademarks.

**ARGANI MANUALI PER SOLLEVAMENTO**

MANUAL WINCHES FOR LIFTING  
 TREUILS MANUELS POUR LEVAGE  
 WINDEN MANUELL FÜR HEBEN  
 CABRESTANTES MANUALES PARA ELEVACIÓN




Cavo non incluso / Cable non included

Skü	Pos.	Note / Notes	Lunghezza leva / Lever length	Lunghezza cavo / Cable length	Portata kg / Capacity kg	Rapporto / Ratio
12719	2	Autofrenante. /Selfbraking	180 mm	9 m	400 kg	1:2,4
12720	1	Autofrenante /Selfbraking	180 mm	9 m	550 kg	1:4
11067	1	Autofrenante. /Selfbraking	230 mm	9 m	700 kg	1:4
12721	1	Autofrenante /Selfbraking	270 mm	10 m	950 kg	1:9,6

**ARGANI MANUALI PER TRAZIONE**

MANUAL WINCHES FOR TRACTION  
 TREUILS MANUELS POUR TRACTION  
 WINDEN MANUELL FÜR ZUG  
 CABRESTANTES MANUALES PARA TRACCIÓN



Cavo non incluso / Cable non included

Skü	Pos.	Note / Notes	Lunghezza leva / Lever length	Lunghezza cavo / Cable length	Portata kg / Capacity kg	Rapporto / Ratio
00356	1	Senza freno, con protezione /Without brake, with protection	180 mm	9 m	400 kg	1:2,4
00361	1	Senza freno, con protezione /Without brake, with protection	180 mm	9 m	550 kg	1:4
00374	2	Autofrenante. /Selfbraking	230 mm	9 m	700 kg	1:4
00418	3	Con freno manuale /With manual brake	180 mm	9 m	550 kg	1:4
88916	4	Con freno, con protezione /With brake, with protection	140 mm	10 m	250 kg	1:4

**ARGANI ELETTRICI 12V**

12V ELECTRICAL WINCHES  
 TREUILS ELETTRICI 12V  
 WINDEN ELETTRICI 12V  
 CABRESTANTES ELETTRICI 12V



Skü	Pos.	Forza di trazione / Pulling force	Lunghezza cavo / Cable length	Cavo di comando / Control cable	Potenza meccanica / Mechanical power	Lunghezza cavo di alimentazione / Power cable length	Accessori di serie / Standard accessories
69483	1	1100 kg	14 m	2,80 m	3 hp	1 m	Gancio, puleggia di sospensione, materiale di montaggio, comando a distanza e cavo per batteria
69484	2	4000 kg	29 m	3,20 m	3,6 hp	1,50 m	Guida cavo a rulli, gancio, materiale di montaggio, comando a distanza e cavo per batteria

**FASCE AD ASOLA IN POLIESTERE**

POLYESTER EYE SLING  
SANGLES RONDES EN POLYESTER  
GURTE RUND AUS POLYESTER  
ESLINGAS REDONDAS EN POLIÉSTER




UNI EN 1492-2,2006/42/CE / UNI EN 1492-2,2006/42/CE

Skü	Pos.	Lunghezza / Length	Colore / Colour	Portata kg / Capacity kg
98658	1	2 m	viola /purple	Pos.1 1000kg; Pos.2 800kg; Pos.3 2000kg; Pos.4 1400kg; Pos.5 1000kg
98659	1	3 m	viola /purple	Pos.1 1000kg; Pos.2 800kg; Pos.3 2000kg; Pos.4 1400kg; Pos.5 1000kg
98660	1	4 m	viola /purple	Pos.1 1000kg; Pos.2 800kg; Pos.3 2000kg; Pos.4 1400kg; Pos.5 1000kg
98661	2	2 m	verde /green	Pos.1 2000kg; Pos.2 1600kg; Pos.3 4000kg; Pos.4 2800kg; Pos.5 2000kg
98662	2	3 m	verde /green	Pos.1 2000kg; Pos.2 1600kg; Pos.3 4000kg; Pos.4 2800kg; Pos.5 2000kg
98663	2	4 m	verde /green	Pos.1 2000kg; Pos.2 1600kg; Pos.3 4000kg; Pos.4 2800kg; Pos.5 2000kg
98664	3	2 m	giallo /yellow	Pos.1 3000kg; Pos.2 2400kg; Pos.3 6000kg; Pos.4 4200kg; Pos.5 3000kg
98665	3	3 m	giallo /yellow	Pos.1 3000kg; Pos.2 2400kg; Pos.3 6000kg; Pos.4 4200kg; Pos.5 3000kg
98666	3	4 m	giallo /yellow	Pos.1 3000kg; Pos.2 2400kg; Pos.3 6000kg; Pos.4 4200kg; Pos.5 3000kg

**FASCE TONDE IN POLIESTERE**

POLYESTER ROUND SLING  
SANGLES RONDES EN ANNEAU EN POLYESTER  
RUNDSCHLINGEN (RING) AUS POLYESTER  
ESLINGAS REDONDAS EN ANILLO DE POLIÉSTER



UNI EN 1492-1,2006/42/CE / UNI EN 1492-1,2006/42/CE

Skü	Pos.	Lunghezza / Length	Larghezza / Width	Colore / Colour	Portata kg / Capacity kg
98649	1	2 m	45 mm	viola /purple	Pos.1 1000kg; Pos.2 800kg; Pos.3 2000kg; Pos.4 1400kg; Pos.5 1000kg
98650	1	3 m	45 mm	viola /purple	Pos.1 1000kg; Pos.2 800kg; Pos.3 2000kg; Pos.4 1400kg; Pos.5 1000kg
98651	1	4 m	45 mm	viola /purple	Pos.1 1000kg; Pos.2 800kg; Pos.3 2000kg; Pos.4 1400kg; Pos.5 1000kg
98652	2	2 m	50 mm	verde /green	Pos.1 2000kg; Pos.2 1600kg; Pos.3 4000kg; Pos.4 2800kg; Pos.5 2000kg
98653	2	3 m	50 mm	verde /green	Pos.1 2000kg; Pos.2 1600kg; Pos.3 4000kg; Pos.4 2800kg; Pos.5 2000kg
98654	2	4 m	50 mm	verde /green	Pos.1 2000kg; Pos.2 1600kg; Pos.3 4000kg; Pos.4 2800kg; Pos.5 2000kg
98655	3	2 m	60 mm	giallo /yellow	Pos.1 3000kg; Pos.2 2400kg; Pos.3 6000kg; Pos.4 4200kg; Pos.5 3000kg
98656	3	3 m	60 mm	giallo /yellow	Pos.1 3000kg; Pos.2 2400kg; Pos.3 6000kg; Pos.4 4200kg; Pos.5 3000kg
98657	3	4 m	60 mm	giallo /yellow	Pos.1 3000kg; Pos.2 2400kg; Pos.3 6000kg; Pos.4 4200kg; Pos.5 3000kg

**CATENE DI TRAINO**

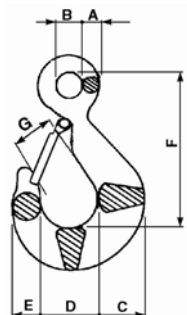
TOWING CHAINS  
 CHÂÎNES DE REMORQUAGE  
 KETTEN VON ZUG  
 CADENAS DE REMOLQUE



Skü	Diametro / Diameter	Lunghezza / Length	Portata kg / Capacity kg
<b>02474</b>	10 mm	2,20 m	500 kg
<b>02475</b>	10 mm	3,20 m	500 kg

**GANCI AD OCCHIO CON SICURA**

EYE HOOKS WITH LATCH  
 CROCHETS À ŒIL AVEC SÛRETÉ  
 HAKEN AN ÖSE MIT SICHERUNG  
 GANCHOS A OJO CON SEGURO

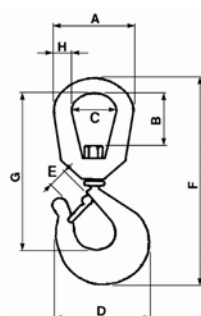


DIN 689. Acciaio C15 / DIN 689. Steel C15

Skü	A	B	C	D	E	F	G	Portata kg / Capacity kg
<b>02470</b>	7.5 mm	12 mm	19.5 mm	23 mm	11 mm	62 mm	18 mm	250 kg
<b>02471</b>	10 mm	16 mm	26 mm	31 mm	14.5 mm	82 mm	24 mm	500 kg
<b>02472</b>	13.5 mm	20 mm	36 mm	42 mm	20 mm	113 mm	33 mm	1000 kg
<b>02473</b>	16 mm	22 mm	42.5 mm	50 mm	23.5 mm	133 mm	39 mm	1600 kg
<b>02483</b>	19 mm	32 mm	53.5 mm	53 mm	29.5 mm	167 mm	49 mm	2500 kg

**GANCI GIREVOLI CON SICURA**

REVOLVING HOOKS WITH LATCH  
 CROCHETS GIREVOLI AVEC SÛRETÉ  
 HAKEN GIREVOLI MIT SICHERUNG  
 GANCHOS GIREVOLI CON SEGURO



Acciaio al carbonio / Carbon Steel

Skü	A	B	C	D	E	F	G	H	Portata kg / Capacity kg
<b>75441</b>	51 mm	24 mm	32 mm	73 mm	22 mm	142 mm	114 mm	9.5 mm	800 kg
<b>75442</b>	63 mm	33 mm	38 mm	80 mm	24 mm	170 mm	135 mm	12.7 mm	1000 kg
<b>75443</b>	76 mm	40 mm	45 mm	104 mm	28 mm	210 mm	162 mm	15.9 mm	2000 kg
<b>75444</b>	89 mm	45 mm	51 mm	125 mm	34 mm	250 mm	188 mm	19.1 mm	3200 kg

**CATENA CHOKER GRADO 80 ASSEMBLATA CON GANCIO E PUNTALE**

ASSEMBLED CHOKER CHAIN GRADE 80 WITH HOOK AND NEEDLE  
 CHAÎNE CHOKER GRADE 80 ASSEMBLÉE AVEC CROCHET ET EMBOUT  
 KETTE CHOKER GÜTEKLASSE 80 MONTIERT MIT HAKEN UND SPITZE  
 CADENA CHOKER GRADO 80 ENSAMBLADA CON GANCHO Y PUNTERA



Catena forestale per la movimentazione e il trasporto dei tronchi / Forestry chain for handling and transporting of logs

Skü	Diametro / Diameter	Lunghezza / Length	Portata kg / Capacity kg
96683	7 mm	2,50 m	3250 kg
96684	7 mm	3 m	3250 kg
96685	8 mm	2,50 m	4500 kg
96686	8 mm	3 m	4500 kg

**CATENA CHOKER GRADO 100 ASSEMBLATA CON GANCIO E PUNTALE**

ASSEMBLED CHOKER CHAIN GRADE 100 WITH HOOK AND NEEDLE  
 CHAÎNE CHOKER GRADE 100 ASSEMBLÉE AVEC CROCHET ET EMBOUT  
 KETTE CHOKER GÜTEKLASSE 100 MONTIERT MIT HAKEN UND SPITZE  
 CADENA CHOKER GRADO 100 ENSAMBLADA CON GANCHO Y PUNTERA



Catena forestale per la movimentazione e il trasporto dei tronchi / Forestry chain for handling and transporting of logs

Skü	Pos.	Diametro / Diameter	Lunghezza / Length	Portata kg / Capacity kg
96677	1	7 mm	2,50 m	3250 kg
96678	1	7 mm	3 m	3250 kg
96679	1	8 mm	2,50 m	4500 kg
96680	1	8 mm	3 m	4500 kg
96681	1	10 mm	2,50 m	8500 kg
96682	1	10 mm	3 m	8500 kg

**GANCIO CON PERNO GRADO 80**

FORESTRY HOOK WITH PIN GRADE 80  
 CROCHET AVEC GOUPILLE GRADE 80  
 HAKEN MIT BOLZEN GÜTEKLASSE 80  
 GANCHO CON PERNO GRADO 80




Gancio scorsoio con perno da utilizzare con catene forestali / Forestry hook with pin to be used with forest chains

Skü	A	D	L	Portata kg / Capacity kg
96690	10 mm	9 mm	95 mm	4000 kg

**GANCIO CON PERNO GRADO 100**

FORESTRY HOOK WITH PIN GRADE 100  
CROCHET AVEC GOUPILLE GRADE 100  
HAKEN MIT BOLZEN GÜTEKLASSE 100  
GANCHO CON PERNO GRADO 100




Gancio scorsoio con perno da utilizzare con catene forestali / *Forestry hook with pin to be used with forest chains*

Skü	A	D	L	Portata kg / Capacity kg
<b>96687</b>	8 mm	6 mm	82 mm	4000 kg
<b>96688</b>	10 mm	9 mm	94 mm	6000 kg
<b>96689</b>	12,4 mm	12 mm	135 mm	8500 kg

**GANCIO GIREVOLE FUNE-CATENA GRADO 80**

SWIVEL GUIDE SHOE WITH LOCK GRADE 80  
CROCHET PIVOTANT CÂBLE-CHAÎNE GRADE 80  
HAKEN DREHBAR SEIL-KETTE GÜTEKLASSE 80  
GANCHO GIRATORIO CABLE-CADENA GRADO 80



Gancio forestale scorrevole su funi in acciaio per traino di fasci di legname e tronchi tramite catene con presa a strozzo. Permette di collegare rapidamente catene scorrevoli lungo la fune di traino del verricello / *Forestry hook for wire rope and chains*.

Skü	A	L	Portata kg / Capacity kg
<b>96696</b>	20 mm	200 mm	4500 kg

**GANCIO GIREVOLE FUNE-CATENA GRADO 100**

SWIVEL GUIDE SHOE WITH LOCK GRADE 100  
CROCHET PIVOTANT CÂBLE-CHAÎNE GRADE 100  
HAKEN DREHBAR SEIL-KETTE GÜTEKLASSE 100  
GANCHO GIRATORIO CABLE-CADENA GRADO 100



Gancio forestale scorrevole su funi in acciaio per traino di fasci di legname e tronchi tramite catene con presa a strozzo. Permette di collegare rapidamente catene scorrevoli lungo la fune di traino del verricello / *Forestry hook for wire rope and chains*.

Skü	A	L	Portata kg / Capacity kg
<b>96695</b>	20 mm	200 mm	6000 kg

**GANCIO FUNE CATENA CON PULEGGIA GRADO 100**

GUIDE SHOE WITH PULLEY G100  
 CROCHET CÂBLE CHAÎNE AVEC POULIE GRADE 100  
 HAKEN SEIL KETTE MIT UMLENKROLLE GÜTEKLASSE 100  
 GANCHO CABLE CADENA CON POLEA GRADO 100



Gancio per utilizzo forestale. L'occhiello permette di collegare rapidamente le catene lungo le funi che scorrono sulla puleggia / *Forestry hook*

SKU	A	B	L
96697	58 mm	33 mm	195 mm

**GANCIO ACCORCIATORE CON PERNO GR.80**

PARALLEL HOOK WITH PIN G.80  
 CROCHET ACCORCIATORE AVEC GOUPILLE GR.80  
 HAKEN ACCORCIATORE MIT BOLZEN GR.80  
 GANCHO ACCORCIATORE CON PERNO GR.80



Gancio per utilizzo forestale. Serve per regolare la lunghezza delle catene nella movimentazione e traino del legname / *Hook for forestry use. Used to adjust the length of chains when handling and towing timber.*

SKU	Diametro / Diameter	Portata kg / Capacity kg
96706	8 mm	4000 kg

**CAPOCORDA PER FUNE G100 CON MAGLIA GIREVOLE**

ROPE END CAP G100 WITH SWIVEL LINK  
 CAPOCORDA POUR CÂBLE G100 AVEC MAGLIA PIVOTANT  
 CAPOCORDA FÜR SEIL G100 MIT MAGLIA DREHBAR  
 CAPOCORDA PARA CABLE G100 CON MAGLIA GIRATORIO



Capocorda per utilizzo forestale. Si blocca automaticamente sulla fune del verricello tramite il cuneo / *Clamp for forestry use. Automatically locks onto the winch cable using the wedge.*

SKU	Diametro / Diameter	Portata kg / Capacity kg
96713	8-10 mm	6000 kg
96714	10-13 mm	6000 kg



## Minuteria

Small parts

I prodotti recanti il marchio AMA qui indicati sono realizzati da AMA S.p.A. e destinati a essere utilizzati come ricambi adattabili e non originali. I riferimenti a marchi, codici originali e costruttori di terzi, riportati in corrispondenza degli articoli AMA compatibili, hanno esclusivamente la finalità di identificare il modello, l'applicazione o la destinazione d'uso del prodotto, in conformità a quanto previsto dal Regolamento (CE) n. 1400/2002 e dalla normativa vigente in materia di concorrenza e uso lecito dei marchi di terzi. / The products bearing the AMA brand name listed here are manufactured by AMA S.p.A. and are intended for use as adaptable, non-original spare parts. References to trademarks, original codes and third-party manufacturers, shown alongside compatible AMA items, are intended solely to identify the model, application or intended use of the product, in accordance with Regulation (EC) No. 1400/2002 and current legislation on competition and the lawful use of third-party trademarks.

**MANETTINI ACCELERATORE**

ACCELERATOR CONTROL LEVERS

MANETTES ACCÉLÉRATEUR

HEBEL GAS

PALANCAS ACELERADOR



Skü	Pos.	Filettatura maschio / Male threading	Lunghezza filetto / Thread length	Filettatura femmina / Female threading	Modello / Model	Materiali / Material
01279	3			M8	Sinistro / Left	Metallo / Metal
01377	1	M6	14 mm		Destro e Sinistro / Right and Left	Metallo / Metal
00311	1	M6	44 mm		Destro e Sinistro / Right and Left	Metallo / Metal
01379	4			M8	Sinistro / Left	Plastica / Plastic
01362	2	M6	34 mm		Destro / Right	Plastica / Plastic
00370	2	M6	44 mm		Destro / Right	Plastica / Plastic
00372	2	M6	44 mm		Sinistro / Left	Plastica / Plastic
01375	2	M8	14 mm		Destro / Right	Plastica / Right


**MANETTINO ACCELERATORE CON INTERRUTTORE ON-OFF**

ACCELERATOR LEVER WITH ON-OFF SWITCH

MANETTE ACCÉLÉRATEUR AVEC INTERRUTTORE ON-OFF

HEBEL GAS MIT INTERRUTTORE ON-OFF

PALANCA ACELERADOR CON INTERRUTTORE ON-OFF



Skü	Pos.	Carburante / Fuel	Filettatura maschio / Male threading	Lunghezza filetto / Thread length	Note / Notes
89064	1	Benzina	M6	36 mm	Con vite passante e cavo elettrico (L=2mt) / With screw and electric cable (L=2mt)
89065	2	Diesel	M6	36 mm	Con vite passante e cavetto assemblato (cavo L=2,2mt, guaina L=2mt) / With screw and assembled cable (cable L=2,2mt, sheath L=2mt)

**MANETTINO ACCELERATORE CON PULSANTE DI MASSA INCORPORATO**

ACCELERATOR CONTROL LEVER, WITH ENGINE STOP PUSH BUTTON

MANETTE ACCÉLÉRATEUR AVEC PULSANTE DE MASSA INCORPORATO

HEBEL GAS MIT PULSANTE VON MASSA INCORPORATO

PALANCA ACELERADOR CON PULSANTE DE MASSA INCORPORATO



Skü	Modello / Model	Filettatura maschio / Male threading	Lunghezza filetto / Thread length
01409	Destro	M6	33 mm

**MANETTINO ACCELERATORE CON FASCETTA**

ACCELERATOR CONTROL LEVER WITH CLAMP  
 MANETTE ACCÉLÉRATEUR AVEC COLLIER  
 HEBEL GAS MIT SCHELLE  
 PALANCA ACELERADOR CON ABRAZADERA


**Skü**
**Note / Notes**
**00310**

Con fascetta Ø 27mm /With clamp Ø 27mm

**MANETTINI ACCELERATORE IN PLASTICA DRITTO**

STRAIGHT ACCELERATOR CONTROL LEVER  
 MANETTES ACCÉLÉRATEUR EN PLASTIQUE DRITTO  
 HEBEL GAS AUS KUNSTSTOFF DRITTO  
 PALANCAS ACELERADOR EN PLÁSTICO DRITTO


**Skü**
**Modello / Model**
**00313**

Destro e Sinistro /Right and Left

**MANETTINI ACCELERATORE IN PLASTICA CURVO**


BEND ACCELERATOR CONTROL LEVER  
 MANETTES ACCÉLÉRATEUR EN PLASTIQUE CURVO  
 HEBEL GAS AUS KUNSTSTOFF CURVO  
 PALANCAS ACELERADOR EN PLÁSTICO CURVO


**Skü**
**Modello / Model**
**01374**

Sinistro /Left

**MANETTINI ACCELERATORE IN METALLO**

METAL ACCELERATOR CONTROL LEVER  
 MANETTES ACCÉLÉRATEUR EN MÉTAL  
 HEBEL GAS AUS METALL  
 PALANCAS ACELERADOR EN METAL



Skü	Pos.	Modello / Model	Lunghezza leva / Lever length	Note / Notes
01256	1	Destro /Right	110 mm	Leva piegata /Bent lever
01258	2	Sinistro /Left	110 mm	Leva piegata /Bent lever
98594	1	Destro /Right	110 mm	Leva dritta /Straight lever
98595	2	Sinistro /Left	110 mm	Leva dritta /Straight liver

**LEVA FRIZIONE CON ARRESTO AUTOMATICO CON FASCETTA**

CLUTCH LEVERS WITH AUTOMATIC STOP AND CLAMP

LEVIERS EMBRAYAGE AVEC ARRÊT AUTOMATIQUE AVEC COLLIER

HEBEL KUPPLUNG MIT STOPP AUTOMATISCH MIT SCHELLE

PALANCA EMBRAGUE CON PARADA AUTOMÁTICO CON ABRAZADERA

**Skü****Note / Notes****00197**

Con fascetta Ø 25/27mm. Supporto filettato, senza barilotto. /With clamp Ø 25/27mm. Threaded support, without holdfast

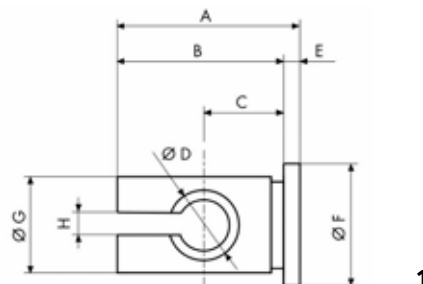
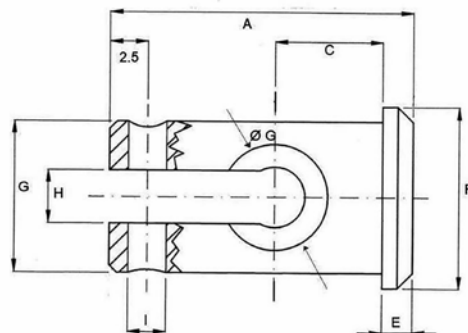
**LEVA FRIZIONE CON ARRESTO AUTOMATICO**

CLUTCH LEVER WITH AUTOMATIC STOP

LEVIER EMBRAYAGE AVEC ARRÊT AUTOMATIQUE

HEBEL KUPPLUNG MIT STOPP AUTOMATISCH

PALANCA EMBRAGUE CON PARADA AUTOMÁTICO

**1****2****1****3****2**

Skü	Pos.	A	B	C	D	E	F	G	H	Note / Notes
<b>01480</b>	1									Supporto filettato, senza fascetta e senza barilotto / Threaded support. Without clamp and holdfast
<b>00208</b>	2 / 1	16 mm	14 mm	5,5 mm	6,2 mm	2 mm	10 mm	8 mm	4 mm	Fondo aperto fresato Ø 8mm / Open bottom Ø 8mm
<b>00221</b>	3 / 2	20 mm	18 mm	7,1 mm	7 mm	2 mm	12 mm	10 mm	3,5 mm	Fondo aperto fresato Ø 10mm / Open bottom Ø 10mm

**LEVE FRIZIONE CON STAZIONAMENTO LATERALE**

CLUTCH LEVERS WITH LATERAL LOCKING BOTTON

LEVIERS EMBRAYAGE AVEC STAZIONAMENTO LATÉRAL

HEBEL KUPPLUNG MIT STAZIONAMENTO SEITLICH

PALANCAS EMBRAGUE CON STAZIONAMENTO LATERAL



Skü	Diametro / Diameter
89082	22 mm
89083	25-28 mm

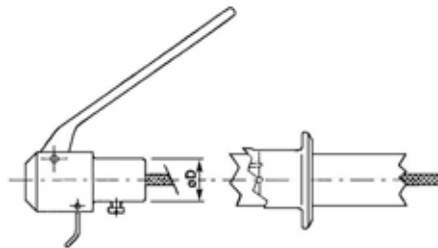
**DISPOSITIVO DI SICUREZZA PER MACCHINE AGRICOLE**

SAFETY DEVICE FOR AGRICULTURA MACHINES

DISPOSITIF DE SÉCURITÉ POUR MACHINES AGRICOLE

VORRICHTUNG VON SICHERHEIT FÜR MASCHINEN AGRICOLE

DISPOSITIVO DE SEGURIDAD PARA MÁQUINAS AGRICOLE



DIESEL: La leva del dispositivo aziona una fune metallica che scorre all'interno di una guaina. BENZINA: La leva del dispositivo aziona un microinterruttore che agisce tramite un filo elettrico. Microinterruttore normalmente aperto / DIESEL: The device lever activates a metal cable that runs inside a sheath. PETROL: The device lever activates a microswitch that operates via an electric wire. Normally open microswitch

Skü	Diametro / Diameter	Carburante / Fuel
09224	18,00 mm	diesel
09225	20,50 mm	diesel
09226	21,00 mm	diesel
09227	21,70 mm	diesel
09228	22,00 mm	diesel
09229	22,70 mm	diesel
09230	18,00 mm	benzina / Petrol
09231	20,50 mm	benzina / Petrol
09232	21,00 mm	benzina / petrol
09233	21,70 mm	benzina / petrol
09234	22,00 mm	benzina / petrol
09235	22,70 mm	benzina / petrol

**CAVETTI PER DISPOSITIVO DI SICUREZZA**

CABLES FOR SAFETY-DEVICE

CAVETTI POUR DISPOSITIF DE SÉCURITÉ

CAVETTI FÜR VORRICHTUNG VON SICHERHEIT

CAVETTI PARA DISPOSITIVO DE SEGURIDAD



1



2

Skü	Pos.	Carburante / Fuel	Note / Notes
09236	1	benzina / Petrol	Cavo elettrico L=1500mm / Electric cable L=1500mm
09237	2	diesel	Lunghezza cavo 2000mm. Lunghezza guaina 1700mm / Cable length 2000mm. Sheath length 1700mm

**LEVE A RICAMBIO PER DISPOSITIVO DI SICUREZZA**

SPARE LEVERS FOR SAFETY DEVICE

LEVIERS À RICAMBIO POUR DISPOSITIF DE SÉCURITÉ

HEBEL MIT RICAMBIO FÜR VORRICHTUNG VON SICHERHEIT

PALANCAS A RICAMBIO PARA DISPOSITIVO DE SEGURIDAD



SKU	Carburante / Fuel
26881	benzina / Petrol
26882	diesel

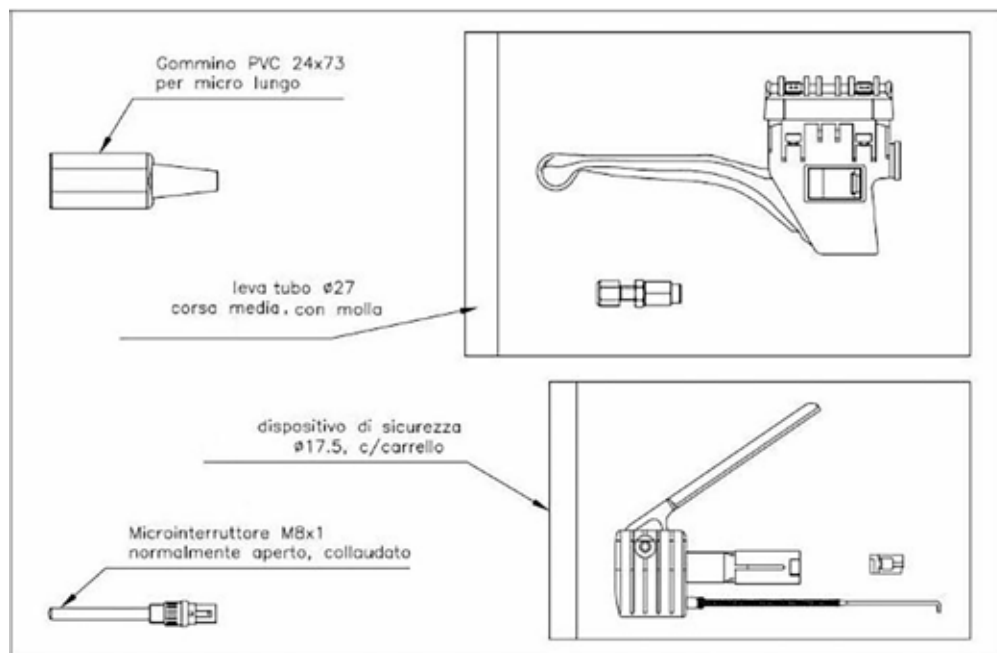
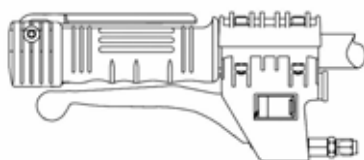
**KIT DISPOSITIVO DI SICUREZZA E LEVA FRIZIONE**

KIT MOTOR STOP AND CLUTCH LEVER

KIT DISPOSITIF DE SÉCURITÉ ET LEVIER EMBRAYAGE

KIT VORRICHTUNG VON SICHERHEIT UND HEBEL KUPPLUNG

KIT DISPOSITIVO DE SEGURIDAD Y PALANCA EMBRAGUE



Combinazione di una leva superiore e di una leva inferiore che azionano rispettivamente: un microinterruttore con filo elettrico e una trasmissione meccanica (guaina e fune); o due trasmissioni meccaniche (guaina e fune). Un dispositivo presente all'interno della leva inferiore crea un collegamento fra le due leve: la leva inferiore in posizione di stazionamento mantiene la leva superiore appoggiata sul tubo impedendone il rilascio / *Combination of an upper lever and a lower lever acting respectively on: a microswitch with electric cable and a mechanical transmission cable (sheath and wire rope) or two transmission cables (sheath and wire rope). A device inside the lower lever creates a connection between the two levers: the lower lever in locking position keeps the upper lever leant on the tube avoiding its release.*

SKU	Carburante / Fuel	Note / Notes
89066	benzina / petrol	Composizione kit: dispositivo di sicurezza con leva rossa, leva frizione inferiore, microinterruttore e gommino in PVC. Manopola non inclusa. / Kit made with: motor stop red lever, clutch lower lever, microswitch and pvc ring, handle non included
89067	diesel	Composizione kit: dispositivo di sicurezza con leva rossa, leva frizione inferiore e registro M8. Manopola non inclusa. / Kit made with: motor stop red lever, clutch lower lever and m8 bolt, handle non included

**LEVA ARRESTO MOTORE PER DIESEL E BENZINA**

MOTOR STOP FOR DIESEL AND BENZINA

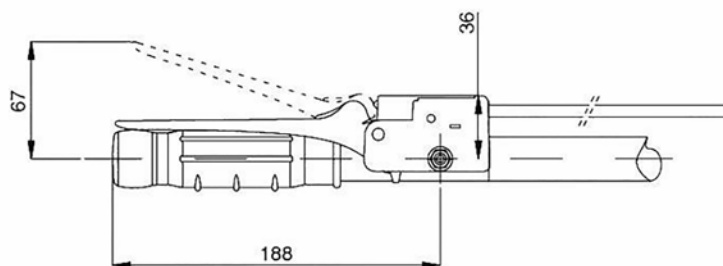
LEVIERS ARRÊT MOTEUR POUR DIESEL ET ESSENCE

HEBEL STOPP MOTOR FÜR DIESEL UND BENZIN

PALANCAS PARADA MOTOR PARA DIESEL Y GASOLINA



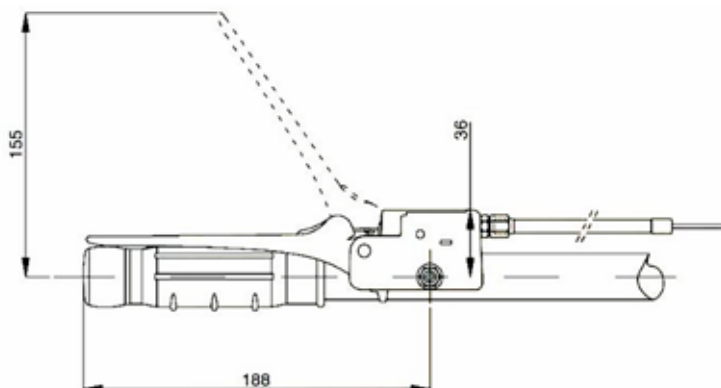
1



1



2



2

Skü	Pos.	Carburante / Fuel	Diametro / Diameter	Note / Notes
89076	1 / 1	benzina / Petrol	22 mm	Con microinterruttore e cavo elettrico L=2 mt. / Including microswitch and electric cable L=2mt.
89077	1 / 1	benzina / Petrol	25/26 mm	Con microinterruttore e cavo elettrico L=2 mt. / Including microswitch and electric cable L=2mt.
89078	1 / 1	benzina / petrol	27/28 mm	Con microinterruttore e cavo elettrico L=2 mt. / Including microswitch and electric cable L=2mt.
89079	2 / 2	diesel	22 mm	Completa di: guaina (Ø 6mm, L=1,8mt), cavo (Ø 1,9mm, L=2mt) e registro regolazione guaina / Included: sheath (Ø 6mm, L=1,8mt), wire rope (Ø 1,9mm, L=2mt) and adjustment screw for sheath.
89080	1 / 1	diesel	25/26 mm	Completa di: guaina (Ø 6mm, L=1,8mt), cavo (Ø 1,9mm, L=2mt) e registro regolazione guaina. / Included: sheath (Ø 6mm, L=1,8mt), wire rope (Ø 1,9mm, L=2mt) and adjustment screw for sheath.
89081	1 / 1	diesel	27/28 mm	Completa di: guaina (Ø 6mm, L=1,8mt), cavo (Ø 1,9mm, L=2mt) e registro regolazione guaina. / Included: sheath (Ø 6mm, L=1,8mt), wire rope (Ø 1,9mm, L=2mt) and adjustment screw for sheath.

**LEVA ARRESTO MOTORE PER MACCHINE CON TRASMISSIONE A CINGHIA**

MOTOR STOP FOR MACHINES WITH BELT TRANSMISSION

LEVIERS ARRÊT MOTEUR POUR MACHINES AVEC TRANSMISSIONE À CINGHIA

HEBEL STOPP MOTOR FÜR MASCHINEN MIT TRANSMISSIONE MIT CINGHIA

PALANCAS PARADA MOTOR PARA MÁQUINAS CON TRANSMISSIONE A CINGHIA



Leva arresto motore con corsa cavo 25mm e blocco di sicurezza per azionamento di macchine con trasmissioni a cinghia e di frizioni rovescate (o inverse). Supporto fissabile al manubrio mediante vite passante (non inclusa) / Motor stop lever with cable linear stroke 25mm and safety block acting machines with belt transmission and inverted clutches.

Skü	Diametro / Diameter	Note / Notes
89087	22 mm	Completo di guaina (L=1,8mt, Ø 6mm) e fune (L=2mt, Ø 1,9mm). / Complete with sheath (L=1,8mt, Ø 6mm) and rope (L=2mt, Ø 1,9mm).
89088	25/26 mm	Completo di guaina (L=1,8mt, Ø 6mm) e fune (L=2mt, Ø 1,9mm). / Complete with sheath (L=1,8mt, Ø 6mm) and rope (L=2mt, Ø 1,9mm).
89089	27/28 mm	Completo di guaina (L=1,8mt, Ø 6mm) e fune (L=2mt, Ø 1,9mm). / Complete with sheath (L=1,8mt, Ø 6mm) and rope (L=2mt, Ø 1,9mm).

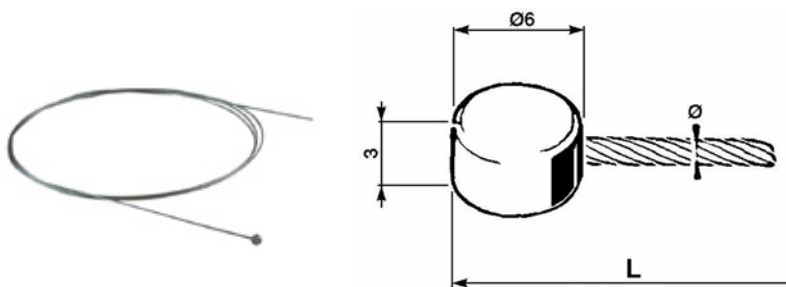
**FILI ACCELERATORE CON BARILOTTO**

ACCELERATOR CABLE WITH FLAT BARREL

FILS ACCÉLÉRATEUR AVEC BARILLET

DRÄHTE GAS MIT HÜLSE

HILOS ACELERADOR CON BARRILETE



Skü	L	Diametro filo / Wire diameter
00681	2000 mm	1,20 mm
00683	2000 mm	1,60 mm
04296	2500 mm	1,20 mm
00684	2500 mm	1,60 mm

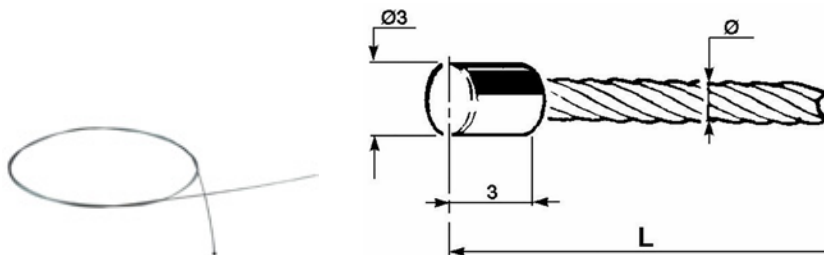
**FILI ACCELERATORE CON CILINDRO**

ACCELERATOR CABLE WITH WELDED CYLINDER

FILS ACCÉLÉRATEUR AVEC CILINDRO

DRÄHTE GAS MIT CILINDRO

HILOS ACELERADOR CON CILINDRO



Skü	L	Diametro filo / Wire diameter
04292	2000 mm	3 mm
04293	2500 mm	3 mm

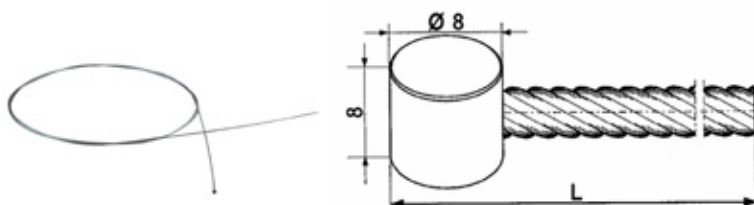
**CAVI CON BARILOTTO**

CABLES WITH BARILOTTO

CÄBLES AVEC BARILLET

KABEL MIT HÜLSE

CABLES CON BARRILETE



Skü	L	Diametro filo / Wire diameter
91242	2000 mm	1,90 mm
91243	2500 mm	1,90 mm
91244	3000 mm	1,90 mm

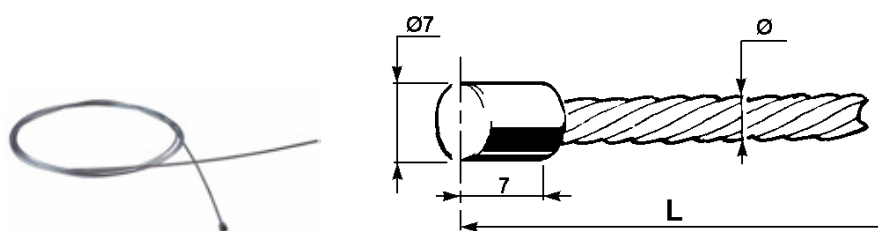
**FILI FRENO-FRIZIONE**

BRAKE AND CLUTCH CABLES WITH CYLINDER

FILS FREIN-EMBRAYAGE

DRÄHTE BREMSE-KUPPLUNG

HILOS FRENO-EMBRAGUE



Testa cilindrica Ø 7 x 7mm / Cylindrical head Ø 7 x 7mm

SKU	L	Diametro filo / Wire diameter
04297	1500 mm	1,90 mm
00675	2000 mm	1,90 mm
00685	1500 mm	2,50 mm
00686	1750 mm	2,50 mm
00687	2200 mm	2,50 mm
00688	2500 mm	2,50 mm
04298	3000 mm	2,50 mm
00689	1500 mm	3 mm
00690	1750 mm	3 mm
00691	2200 mm	3 mm
00692	2500 mm	3 mm
04299	3000 mm	3 mm

**FILI FRENO-FRIZIONE CON TESTA ARROTONDATA**

BRAKE AND CLUTCH CABLES WITH ROUND HEAD

FILS FREIN-EMBRAYAGE AVEC TÊTE ARROTONDATA

DRÄHTE BREMSE-KUPPLUNG MIT KOPF ARROTONDATA

HILOS FRENO-EMBRAGUE CON CABEZA ARROTONDATA



SKU	L	Diametro filo / Wire diameter
96176	1500 mm	1,90 mm
96177	2000 mm	1,90 mm
96178	1500 mm	2,50 mm
96179	1750 mm	2,50 mm
96180	2200 mm	2,50 mm
96181	2500 mm	2,50 mm
96182	3000 mm	2,50 mm
96183	1500 mm	3 mm
96184	1750 mm	3 mm
96185	2200 mm	3 mm
96186	2500 mm	3 mm
96187	3000 mm	3 mm

**FILI COMPLETI DI GUAINA**

CABLES WITH SHEATH

FILS COMPLETS DE GAINE

DRÄHTE KOMPLETT VON HÜLLE

HILOS COMPLETOS DE FUNDA



Skü	Lunghezza cavo / Cable length	Lunghezza guaina / Sheath length	Diametro filo / Wire diameter	Diametro guaina / Sheath diameter	Note / Notes
75429	1800 mm	1650 mm	1,20 mm	5,30 mm	Acceleratore / Accelerator
72565	1770 mm	1650 mm	1,60 mm	5,30 mm	Acceleratore / Accelerator
75428	1800 mm	1650 mm	1,60 mm	5,30 mm	Acceleratore / Accelerator
75430	2000 mm	1800 mm	2,50 mm	7 mm	Frizione / Clutch
04295	1400 mm	1115 mm	3 mm	7 mm	Frizione / Clutch
75418	2000 mm	1800 mm	3 mm	8 mm	Frizione / Clutch

**FILI FRIZIONE**

CLUTCH CABLES

FILS EMBRAYAGE

DRÄHTE KUPPLUNG

HILOS EMBRAGUE



1



2



1

Skü	Pos.	L	Diametro filo / Wire diameter	Note / Notes
00652	1 / 1	2000 mm	3 mm	Filo frizione con testa a fungo / Clutch wire with mushroom head
00656	2 / 1	2000 mm	3 mm	Filo frizione con cappio (Ø interno 15mm) e redance / Clutch wire with slip knot head (inner Ø 15mm)
00673	2 / 1	1500 mm	4 mm	Filo frizione con cappio (Ø interno 12mm) e redance / Clutch wire with slip knot head (inner Ø 12mm)

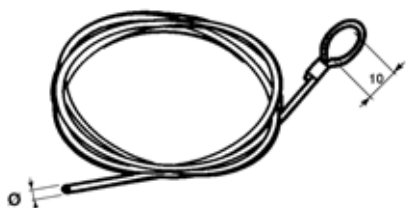
**FILO FRENO CON TESTA A CAPPIO**

CABLE WITH LOOP

FIL FREIN AVEC TÊTE À CAPPIO

DRAHT BREMSE MIT KOPF MIT CAPPIO

HILO FRENO CON CABEZA A CAPPIO



Skü	L	Diametro filo / Wire diameter
04291	2000 mm	3 mm
00694	2500 mm	3 mm

**TIRANTI STOP MOTORE COMPLETI DI FILO ARMONICO**

MOTOR STOP WITH CABLE AND SHEATH

TIRANTS STOP MOTEUR COMPLETS DE FIL ARMONICO

ZUGSTANGEN STOP MOTOR KOMPLETT VON DRAHT ARMONICO

TIRANTES STOP MOTOR COMPLETOS DE HILO ARMONICO


**1**

**2**

**3**

Skü	Pos.	Lunghezza cavo / Cable length	Lunghezza guaina / Sheath length	Diametro filo / Wire diameter	Diametro guaina / Sheath diameter	Note / Notes
<b>00642</b>	1	1.2 m	1000 mm	1 mm	6 mm	Pomello rosso con scritta STOP / Red knob with STOP marking
<b>00644</b>	1	2.2 m	2000 mm	1 mm	6 mm	Pomello rosso con scritta STOP / Red knob with STOP marking
<b>09694</b>	2	1.2 m	1000 mm	1 mm	6 mm	Pomello rosso con scritta STOP e leva d'arresto / Red knob with STOP marking and lever
<b>09696</b>	3	1.2 m	1000 mm	1 mm	6 mm	Pomello nero senza scritta e leva d'arresto / Black neutral knob and stop lever
<b>09697</b>	3	2.2 m	2000 mm	1 mm	6 mm	Pomello nero senza scritta e leva d'arresto / Neutral black knob and stop lever

**TIRANTE STOP MOTORE**

TIRANTE STOP MOTOR

TIRANTE STOP MOTEUR

TIRANTE STOP MOTOR

TIRANTE STOP MOTOR


**Skü**
**00632**
**GUAINA METALLICA FLESSIBILE**

FLEXIBLE SHEATH

GAINÉ METALLICA FLEXIBILE

HÜLLE METALLICA FLEXIBEL

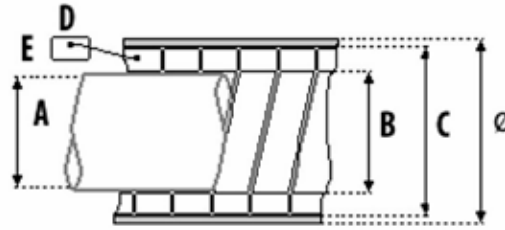
FUNDA METALLICA FLEXIBLE



Skü	Diametro esterno / Outer diameter	Note / Notes	Lunghezza / Length
<b>00627</b>	5 mm	cavo Ø 1,2 - 1,6mm / cable Ø 1,2 - 1,6mm	50 m
<b>00630</b>	6 mm	cavo Ø 1,9mm / cable Ø 1,9mm	50 m
<b>91424</b>	7 mm	cavo Ø 1,9 - 2,5mm / cable Ø 1,9 - 2,5mm	50 m
<b>00629</b>	8 mm	cavo Ø 2,5 - 3mm / cable Ø 2,5 - 3mm	50 m
<b>00631</b>	10 mm	cavo Ø 3,5 - 4mm / cable Ø 3,5 - 4mm	50 m
<b>00634</b>	13 mm	cavo Ø 5 - 6mm / cable Ø 5 - 6mm	50 m
<b>00633</b>	16 mm	cavo Ø 8mm / cable Ø 8mm	50 m

**GUAINA METALLICA FLESSIBILE CON TUBETTO**

FLEXIBLE METAL SHEATHS WITH PIPE  
 GAINE METALLICA FLEXIBLE AVEC TUBETTO  
 HÜLLE METALLICA FLEXIBEL MIT TUBETTO  
 FUNDA METALLICA FLEXIBLE CON TUBETTO



Skü	Diametro esterno / Outer diameter	A	B	C	D	E	Note / Notes
83992	5 mm	2 mm	2.7 mm	4 mm	1.7 mm	0.7 mm	Tubetto PEHD; filo C72; copertura PVC / Pipe PEHD; wire C72; cover PVC
83993	6 mm	2.5 mm	3.6 mm	5 mm	1.7 mm	0.7 mm	Tubetto PEHD; filo C72; copertura PVC / Pipe PEHD; wire C72; cover PVC
83994	7 mm	3.2 mm	4 mm	6 mm	2.3 mm	1 mm	Tubetto PEMO; filo C55; copertura PVC / Pipe PEMO; wire C55; cover PVC

**CASSETTA RICAMBI PER TRASMISSIONI**

HOLDFAST ASSORTMENT  
 CASSETTA PIÈCES DE RECHANGE POUR TRANSMISSIONI  
 CASSETTA ERSATZTEILE FÜR TRANSMISSIONI  
 CASSETTA RECAMBIOS PARA TRANSMISSIONI

**Composizione/Composition:**

Registro per guaina/Sheath adjuster

M6 art. 00224 - 80 pcs

M8 art. 00227 - 40 pcs

M10 art. 00228 - 25 pcs

Terminale per guaina/Sheath terminal

Ø 5 mm art. 00051 - 250 pcs

Ø 6 mm art. 00052 - 200 pcs

Ø 8 mm art. 00216 - 80 pcs

Morsetto a cavallotto/Wire rope clip

Ø 5 mm art. 00562 - 30 pcs

Ø 6 mm art. 00564 - 30 pcs

Morsetto serraggio/Holdfast

Ø 1-2 mm art. 00301 - 100 pcs

Ø 2,5 mm art. 00302 - 50 pcs

Ø 3-4 mm art. 00303 - 30 pcs

Ø 1,2-1,6 mm art. 00296 - 100 pcs

Ø 2,5-3 mm art. 00245 - 20 pcs

Ø 2-4 mm art. 00304 - 10 pcs

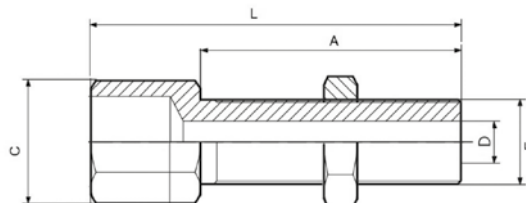


Skü

01410

**REGISTRI PER GUAINA**

SHEATH ADJUSTERS  
 REGISTRI POUR GAINE  
 REGISTRI FÜR HÜLLE  
 REGISTRI PARA FUNDA



Skü	Diametro guaina / Sheath diameter	L	A	C	D	F
00224	5 mm	28 mm	20 mm	CH 8	3 mm	M6
00227	7 mm	40 mm	27 mm	CH 12	3,3 mm	M8
00228	8 mm	43 mm	30 mm	CH 14	4,4 mm	M10
00229	13 mm	60 mm	43 mm	CH 17	6,5 mm	M12
00230	16 mm	63 mm	44 mm	CH 19	8,5 mm	M14

**TERMINALI PER GUAINA**

SHEATH TERMINALS  
 TERMINALI POUR GAINÉ  
 TERMINALI FÜR HÜLLE  
 TERMINALI PARA FUNDA



Skü	Diametro guaina / Sheath diameter
00051	5 mm
00052	6 mm
96337	7 mm
00216	8 mm
00219	10 mm
00217	13 mm

**FERMI PER GUAINA**

SHEATH CLAMPS  
 FERMI POUR GAINÉ  
 FERMI FÜR HÜLLE  
 FERMI PARA FUNDA



Skü	Diametro guaina / Sheath diameter
00199	5 mm
00200	6 mm
96338	7 mm
00212	8 mm
00288	10 mm
00213	13 mm

**MORSETTI SERRAFILO**

CABLE HOLDFAST  
 COLLIERS SERRE-CÂBLE  
 KLEMMEN DRAHTSEILKLEMMME  
 ABRAZADERAS PRENSA-CABLE



Skü	Note / Notes
00301	Cavo Ø 1-2mm / Cable Ø 1-2mm
00302	Cavo Ø 2,5 mm / Cable Ø 2,5 mm
00303	Cavo Ø 3-4 mm / Cable Ø 3-4 mm

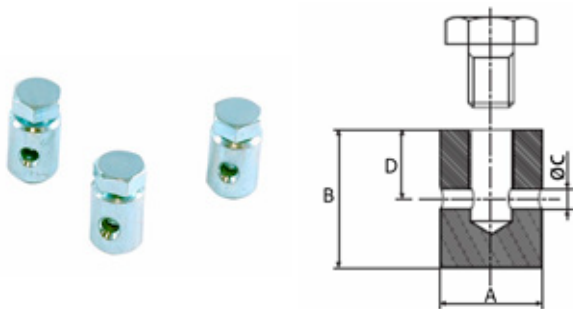
**MORSETTI SERRAFILO A 1 VITE**

CABLE HOLDFAST WITH HEAD SCREW

COLLIERS SERRE-CÂBLE À 1 VIS

KLEMMEN DRAHTSEILKLEMME MIT 1 SCHRAUBE

ABRAZADERAS PRENSA-CABLE A 1 TORNILLO



Skü	A	B	C	D	Note / Notes
00296	5,5 mm	9 mm	2 mm	4,5 mm	Vite M4x6TC
91235	8 mm	11 mm	2,5 mm	5,5 mm	Vite M5x8TE
91236	9 mm	12 mm	2,8 mm	6 mm	Vite M5x8TE
00245	10 mm	15 mm	3,3 mm	7,5 mm	Vite M6x10TE

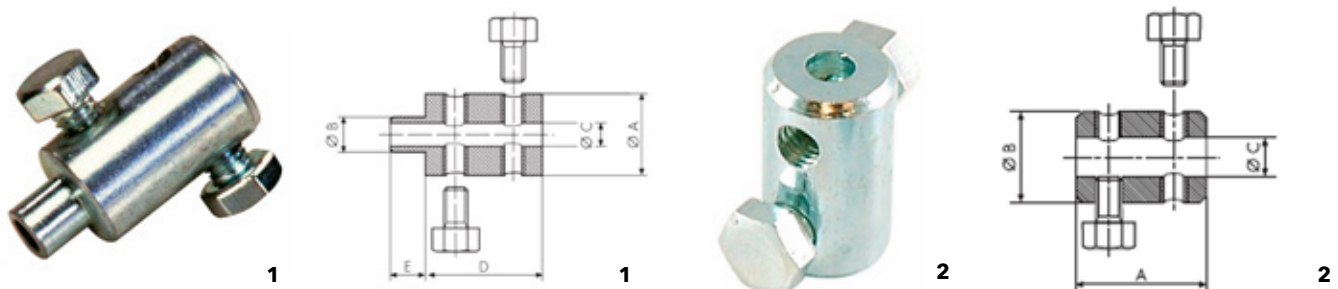
**MORSETTI SERRAFILO CON 2 VITI**

CABLE HOLDFAST WITH 2 SCREWS

COLLIERS SERRE-CÂBLE AVEC 2 VIS

KLEMMEN DRAHTSEILKLEMME MIT 2 SCHRAUBEN

ABRAZADERAS PRENSA-CABLE CON 2 TORNILLOS



Skü	Pos.	A	B	C	D	E	Note / Notes
00304	1 / 1	12 mm	6 mm	4 mm	20 mm	6 mm	Vite M5x8
91234	2 / 2	15 mm	12 mm	2,5 mm			Vite M5x8

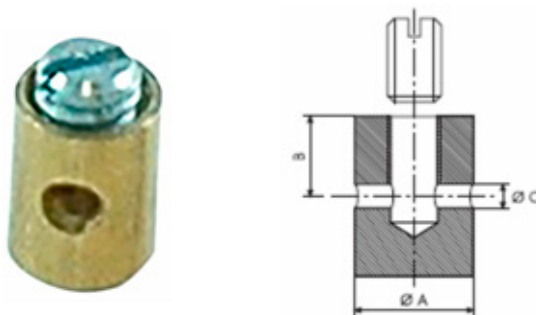
**MORSETTI SERRAFILO CON VITE SENZA TESTA**

CABLE HOLDFAST WITH HEADLESS SCRES

COLLIERS SERRE-CÂBLE AVEC VIS SANS TÊTE

KLEMMEN DRAHTSEILKLEMME MIT SCHRAUBE OHNE KOPF

ABRAZADERAS PRENSA-CABLE CON TORNILLO SIN CABEZA



Skü	A	B	C	Note / Notes
91237	5,5 mm	3,6 mm	2 mm	Vite M4x4

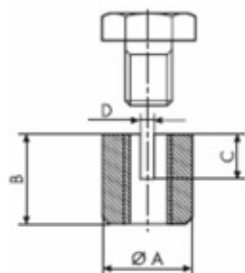
**MORSETTI SERRAFILO CON VITE E BARILOTTO FRESATO**

CABLE HOLDFAST WITH SCREW AND MILLED BARREL

COLLIERS SERRE-CÂBLE AVEC VIS ET BARILLET FRESATO

KLEMMEN DRAHTSEILKLEMME MIT SCHRAUBE UND HÜLSE FRESATO

ABRAZADERAS PRENSA-CABLE CON TORNILLO Y BARRILETE FRESATO



Skü	A	B	C	D	Note / Notes
91238	10 mm	10 mm	5 mm	2 mm	Vite M5x8

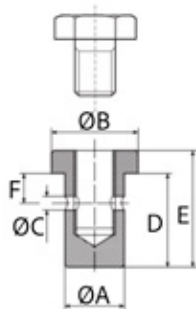
**MORSETTI SERRAFILO CON TESTA ESAGONALE**

CABLE HOLDFAST WITH HEXAGONAL HEAD

COLLIERS SERRE-CÂBLE AVEC TÊTE HEXAGONALE

KLEMMEN DRAHTSEILKLEMME MIT KOPF SECHSKANT

ABRAZADERAS PRENSA-CABLE CON CABEZA HEXAGONAL



Skü	A	B	C	D	E	F	Note / Notes
91240	7 mm	CH8	2 mm	9 mm	11 mm	4 mm	Vite M5x8

**MORSETTI SERRAFILO PIATTI**

FLAT WIRE ROPE CLIPS

COLLIERS SERRE-CÂBLE PIATTI

KLEMMEN DRAHTSEILKLEMME PIATTI

ABRAZADERAS PRENSA-CABLE PIATTI



Skü	Note / Notes
00307	Cavo Ø 3-5 mm / Cable Ø 3-5 mm

**MORSETTI A CAVALLOTTO ZINCATI CON BASE IN GHISA**

WIRE ROPE CLIPS WITH CAST IRON BASE

COLLIERS À CAVALLOTTO ZINGUÉS AVEC BASE EN FONTE

KLEMMEN MIT CAVALLOTTO VERZINKT MIT BASIS AUS GUSSEISEN

ABRAZADERAS A CAVALLOTTO GALVANIZADOS CON BASE EN FUNDICIÓN



Base in ghisa e cavallotto in acciaio Fe360B / Cast iron base and Fe360B steel bracket

Skü	Diametro / Diameter	Filettatura maschio / Male threading	Note / Notes
00562	Ø 5 mm (3/16")	M5	Cavo Ø 4-5 mm / Cable Ø 4-5 mm
00564	Ø 6 mm (1/4")	M5	Cavo Ø 5-6 mm / Cable Ø 5-6 mm
00566	Ø 8 mm (5/16")	M6	Cavo Ø 7-8 mm / Cable Ø 7-8 mm
00568	Ø 10 mm (3/8")	M8	Cavo Ø 10 mm / Cable Ø 10 mm
00563	Ø 12 mm (1/2")	M10	Cavo Ø 12-13 mm / Cable Ø 12-13 mm
00565	Ø 14 mm (9/16")	M10	Cavo Ø 14-15 mm / Cable Ø 14-15 mm
00567	Ø 16 mm (5/8")	M12	Cavo Ø 16 mm / Cable Ø 16 mm
00251	Ø 20 mm (3/4")	M12	Cavo Ø 20 mm / Cable Ø 20 mm

**MORSETTO CHIAVE 17MM**

BUCKLE 17MM

MORSETTO CHIAVE 17MM

MORSETTO CHIAVE 17MM

MORSETTO CHIAVE 17MM



Skü	Note / Notes
00340	Doppia rondella / Double washer

**BARILOTTI**

HOLDFAST

BARILOTTI

BARILOTTI

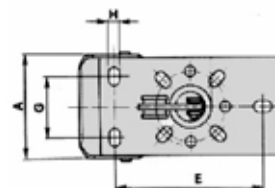
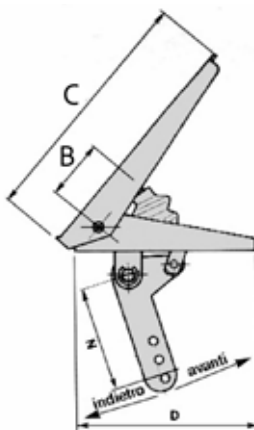
BARILOTTI



Skü	Diametro / Diameter	Lunghezza / Length
00057	10 mm	1,40 cm
00058	11 mm	1,70 cm

**PEDALI FRENO, FRIZIONE, ACCELERATORE**

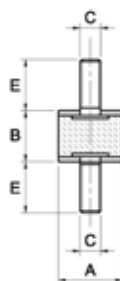
BRAKE, CLUTCH, ACCELERATOR PEDALS  
 PÉDALES FREIN, EMBRAYAGE, ACCÉLÉRATEUR  
 PEDALE BREMSE, KUPPLUNG, GAS  
 PEDALES FRENO, EMBRAGUE, ACELERADOR



Skü	A	B	C	D	E	G	H	I	N	Note / Notes
00447	82 mm	43 mm	190 mm	140 mm	116 mm	44 mm	7 mm		83	Movimento leva: avanti / Lever movement: forwards
00465	82 mm	43 mm	190 mm	140 mm	116 mm	44 mm	7 mm	14	83	Movimento leva: indietro / Lever movement: backwards

**ANTIVIBRANTI CILINDRICI - SERIE MASCHIO/MASCHIO**

CYLINDRICAL MOUNTINGS - SERIES MALE/MALE  
 ANTIVIBRATIONS CYLINDRIQUES - SÉRIE MÂLE/MÂLE  
 SCHWINGUNGSDÄMPFER ZYLINDRISCH - SERIE AUSSENGEWINDE/AUSSENGEWINDE  
 ANTIVIBRATORIOS CILÍNDRICOS - SERIE MACHO/MACHO



Materiale: gomma SBR 60 Shore per il corpo, acciaio zincato per boccia, rondella e vite. / Materials: body rubber SBR 60 shore, screw and washer zinc plated.

Skü	A	B	C	E	Car rottura a compr / Car break a compr
84295	15 mm	10 mm	M4	14 mm	15
84296	15 mm	15 mm	M4	14 mm	15
00158	20 mm	15 mm	M6	16 mm	34
84297	20 mm	20 mm	M6	16 mm	34
00181	20 mm	25 mm	M6	16 mm	24
84298	25 mm	20 mm	M6	18 mm	45
00202	25 mm	20 mm	M8	20 mm	45
00222	30 mm	20 mm	M8	23 mm	66
00235	30 mm	20 mm	M6 - M8	M6x20-M8x28 mm	
00231	30 mm	30 mm	M8	23 mm	61
00242	40 mm	30 mm	M10	28 mm	98
84299	40 mm	30 mm	M8	23 mm	98
84300	50 mm	20 mm	M10	28 mm	168
84301	50 mm	30 mm	M10	28 mm	158
84302	50 mm	40 mm	M10	28 mm	143
00271	50 mm	45 mm	M10	28 mm	136
84303	60 mm	40 mm	M12	37 mm	169
84304	60 mm	50 mm	M10	35 mm	199
00241	60 mm	50 mm	M12	37 mm	199
84305	75 mm	25 mm	M12	37 mm	382
84306	75 mm	40 mm	M12	37 mm	377
00243	75 mm	50 mm	M12	37 mm	372
84307	100 mm	60 mm	M16	45 mm	587

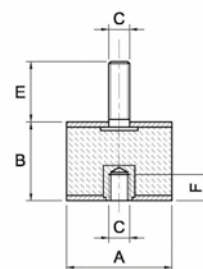
**ANTIVIBRANTI CILINDRICI - SERIE MASCHIO/FEMMINA**

CYLINDRICAL MOUNTINGS - SERIES MALE/FEMALE

ANTIVIBRATIONS CYLINDRIQUES - SÉRIE MÂLE/FEMELLE

SCHWINGUNGSDÄMPFER ZYLINDRISCH - SERIE AUSSENGEWINDE/INNENGEWINDE

ANTIVIBRATORIOS CILÍNDRICOS - SERIE MACHO/HEMBRA



Materiale: gomma SBR 60 Shore per il corpo, acciaio zincato per boccola, rondella e vite. / Materials: body rubber SBR 60 shore, screw and washer zinc plated.

Sku	A	B	C	E	F	Car rottura a compr / Car break a compr
84242	15 mm	15 mm	M4	14 mm	4 mm	15
84243	20 mm	15 mm	M6	16 mm	6 mm	34
84244	20 mm	20 mm	M6	16 mm	6 mm	29
84245	25 mm	20 mm	M6	18 mm	8 mm	45
84246	25 mm	20 mm	M8	20 mm	8 mm	45
84247	30 mm	20 mm	M8	23 mm	6 mm	66
84248	40 mm	30 mm	M10	28 mm	10 mm	98
84249	40 mm	30 mm	M8	23 mm	10 mm	98
84250	50 mm	30 mm	M10	28 mm	10 mm	159
12331	50 mm	40 mm	M10	28 mm	10 mm	144
84251	60 mm	40 mm	M12	28 mm	11 mm	214
84252	60 mm	50 mm	M12	37 mm	11 mm	200
84253	75 mm	40 mm	M12	37 mm	11 mm	378
84254	75 mm	50 mm	M12	37 mm	11 mm	373
84255	100 mm	50 mm	M16	45 mm	16 mm	660
84256	100 mm	55 mm	M16	45 mm	16 mm	636
84257	100 mm	60 mm	M16	45 mm	16 mm	586

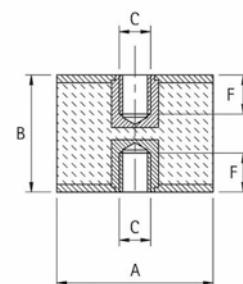
**ANTIVIBRANTI CILINDRICI - SERIE FEMMINA/FEMMINA**

CYLINDRICAL MOUNTINGS - SERIES FEMALE/FEMALE

ANTIVIBRATIONS CYLINDRIQUES - SÉRIE FEMELLE/FEMELLE

SCHWINGUNGSDÄMPFER ZYLINDRISCH - SERIE INNENGEWINDE/INNENGEWINDE

ANTIVIBRATORIOS CILÍNDRICOS - SERIE HEMBRA/HEMBRA



Materiale: gomma SBR 60 Shore per il corpo, acciaio zincato per boccola, rondella e vite. / Materials: body rubber SBR 60 shore, screw and washer zinc plated.

Sku	Pos.	A	B	C	F	Car rottura a compr / Car break a compr
84228	1 / 1	15 mm	15 mm	M4	4 mm	15
84229	1 / 1	20 mm	20 mm	M6	6 mm	20
84230	1 / 1	25 mm	20 mm	M6	8 mm	45
84231	1 / 1	30 mm	20 mm	M8	6 mm	66
84232	1 / 1	30 mm	30 mm	M8	10 mm	61
84233	1 / 1	40 mm	30 mm	M10	10 mm	98
84234	1 / 1	40 mm	30 mm	M8	10 mm	98
84235	1 / 1	50 mm	30 mm	M10	10 mm	169
84236	1 / 1	50 mm	50 mm	M10	10 mm	134
84237	1 / 1	75 mm	50 mm	M12	12 mm	373
84238	1 / 1	100 mm	50 mm	M16	14 mm	660
84239	1 / 1	100 mm	55 mm	M16	14 mm	636
84240	1 / 1	100 mm	60 mm	M16	14 mm	590

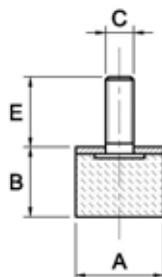
**PIEDINI ANTIVIBRANTI - MASCHIO**

MALE FOOT

PIEDINI ANTIVIBRATIONS - MÂLE

PIEDINI SCHWINGUNGSDÄMPFER - AUSSENGEWINDE

PIEDINI ANTIVIBRATORIOS - MACHO



Materiale: gomma SBR 60 Shore per il corpo, acciaio zincato per boccola, rondella e vite. / Materials: body rubber SBR 60 shore, screw and washer zinc plated.

Skü	A	B	C	E	Car rottura a compr / Car break a compr
84258	15 mm	15 mm	M4	14 mm	10
84259	16 mm	10 mm	M5	12 mm	12
84260	20 mm	10 mm	M6	18 mm	16
84261	20 mm	15 mm	M6	16 mm	18
84262	25 mm	20 mm	M6	18 mm	29
84263	25 mm	20 mm	M8	20 mm	29
84264	30 mm	10 mm	M8	23 mm	42
84265	30 mm	15 mm	M8	23 mm	42
84266	30 mm	20 mm	M8	23 mm	42
84267	30 mm	30 mm	M8	23 mm	38
84268	40 mm	20 mm	M8	23 mm	57
84269	40 mm	30 mm	M8	23 mm	75
84270	50 mm	20 mm	M10	28 mm	117
84271	50 mm	30 mm	M10	28 mm	117
84272	60 mm	30 mm	M12	37 mm	169
84273	60 mm	40 mm	M12	37 mm	169
09855	50 mm	15 mm	M12	32 mm	
17221	75 mm	50 mm	M12	37 mm	265
84274	100 mm	50 mm	M16	45 mm	471

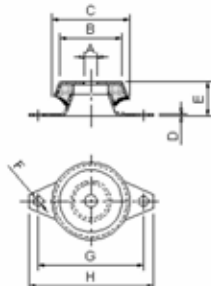
**SUPPORTI ANTIVIBRANTI A CAMPANA CON FORO PASSANTE**

BELL MOUNT WITH HOLE

SUPPORTS ANTIVIBRATIONS À CLOCHE AVEC TROU TRAVERSANT

HALTERUNGEN SCHWINGUNGSDÄMPFER MIT GLOCKE MIT LOCH DURCHGEHEND

SOPORTES ANTIVIBRATORIOS A CAMPANA CON AGUJERO PASANTE



Skü	A	B	C	D	E	F	G	H	Carico verticale / Vertical load
84275	10 mm	38 mm	48 mm	1.5 mm	23 mm	6.5 mm	68 mm	80 mm	102 kg
03567	10.5 mm	52 mm	62 mm	2 mm	30 mm	8.5 mm	85 mm	100 mm	214 kg
03568	16.5 mm	72 mm	92 mm	3 mm	44 mm	10.5 mm	110 mm	130 mm	343 kg
03569	24.5 mm	95 mm	119 mm	4 mm	48 mm	16.5 mm	160 mm	190 mm	641 kg


**SUPPORTI ANTIVIBRANTI A CAMPANA CON DADO**

BELL MOUNT WITH THREADED NUT

SUPPORTS ANTIVIBRATIONS À CLOCHE AVEC DADO

HALTERUNGEN SCHWINGUNGSDÄMPFER MIT GLOCKE MIT DADO

SOPORTES ANTIVIBRATORIOS A CAMPANA CON DADO



Skü	A	B	C	D	E	F	G	H	Carico verticale / Vertical load
84279	M10	50 mm	62 mm	2 mm	30 mm	10.2 mm	85 mm	100 mm	214 kg
84280	M12	50 mm	62 mm	2 mm	30 mm	8.5 mm	85 mm	100 mm	214 kg
84281	M12	72 mm	92 mm	3 mm	44 mm	10.2 mm	108 mm	130 mm	343 kg
84282	M14	72 mm	92 mm	3 mm	44 mm	10.2 mm	108 mm	130 mm	343 kg
84283	M16	72 mm	92 mm	3 mm	44 mm	10.2 mm	108 mm	130 mm	343 kg
84284	M16	95 mm	119 mm	4 mm	48 mm	16.5 mm	160 mm	190 mm	641 kg
84285	M24	95 mm	119 mm	4 mm	48 mm	16.5 mm	160 mm	190 mm	641 kg

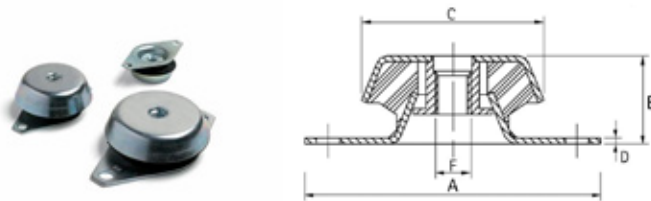
**SUPPORTI ANTIVIBRANTI A CAMPANA CON ANTISTRAPPO**

TEAR RESISTANT BELL MOUNT

SUPPORTS ANTIVIBRATIONS À CLOCHE AVEC ANTISTRAPPO

HALTERUNGEN SCHWINGUNGSDÄMPFER MIT GLOCKE MIT ANTISTRAPPO

SOPORTES ANTIVIBRATORIOS A CAMPANA CON ANTISTRAPPO



Skü	A	B	C	D	F	Carico verticale / Vertical load
84290	100 mm	30 mm	62 mm	2 mm	M10	250 kg
84291	130 mm	44 mm	92 mm	3 mm	M12	360 kg
84292	130 mm	44 mm	92 mm	3 mm	M16	360 kg
84293	190 mm	48 mm	119 mm	4 mm	M16	650 kg


**ANTIVIBRANTI SGOLATI MASCHIO/FEMMINA**

SAND-GLASS MOUNTING SERIES MALE/FEMALE

ANTIVIBRATIONS ÉVIDÉS MÂLE/FEMELLE

SCHWINGUNGSDÄMPFER AUSGEKLINKT AUSSENGEWINDE/INNENGEWINDE

ANTIVIBRATORIOS REBAJADOS MACHO/HEMBRA



Skü	A	B	D	E	Filettatura maschio / Male threading	Car rottura a compr / Car break a compr
03367	40 mm	30 mm	30 mm	20 mm	M8	110

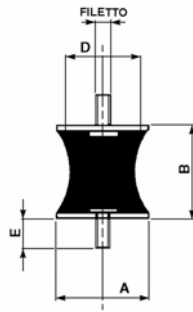
**ANTIVIBRANTI SGOLATI MASCHIO/MASCHIO**

SAND-GLASS MOUNTING SERIES MALE/MALE

ANTIVIBRATIONS ÉVIDÉS MÂLE/MÂLE

SCHWINGUNGSDÄMPFER AUSGEKLINKT AUSSENGEWINDE/AUSSENGEWINDE

ANTIVIBRATORIOS REBAJADOS MACHO/MACHO



SKU	A	B	D	E	Filettatura maschio / Male threading	Car rottura a compr / Car break a compr
00236	24 mm	20 mm	10 mm	18 mm	M6	50
00298	40 mm	30 mm	19 mm	20 mm	M8	80
00367	40 mm	30 mm	27 mm	20 mm	M8	110

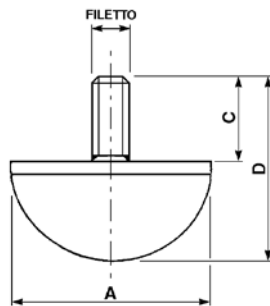
**ANTIVIBRANTI CONICI**

BUMPER

ANTIVIBRATIONS CONICI

SCHWINGUNGSDÄMPFER CONICI

ANTIVIBRATORIOS CONICI



SKU	A	C	D
00232	30 mm	13 mm	28 mm
00308	40 mm	20 mm	50 mm

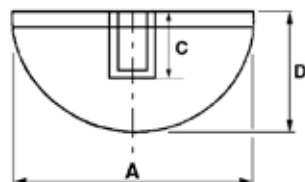
**TAMPONI APPOGGIO - MASCHIO**

MALE BUMPERS

TAMPONI APPOGGIO - MÂLE

TAMPONI APPOGGIO - AUSSENGEWINDE

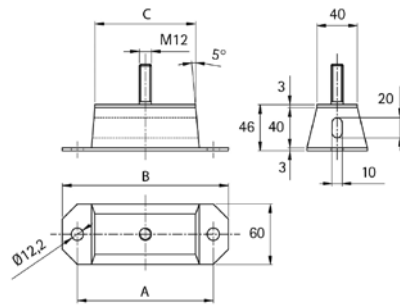
TAMPONI APPOGGIO - MACHO



SKU	A	C	D	Filettatura maschio / Male threading
84181	69 mm	32 mm	60 mm	M12
84182	69 mm	32 mm	75 mm	M12

**ANTIVIBRANTI RETTANGOLARI**

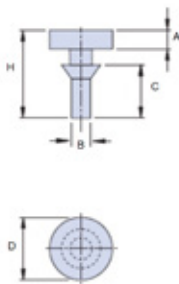
RECTANGULAR ANTIVIBRATION MOUNT  
ANTIVIBRATIONS RECTANGULAIRES  
SCHWINGUNGSDÄMPFER RECHTECKIG  
ANTIVIBRATORIOS RECTANGULARES



Sku	A	B	C	Carico verticale / Vertical load
84294	85 mm	115 mm	50 mm	150 kg
84322	135 mm	165 mm	100 mm	320 kg
84323	185 mm	215 mm	150 mm	460 kg
84324	235 mm	265 mm	200 mm	600 kg

**TAPPI ANTIVIBRANTI IN PVC**

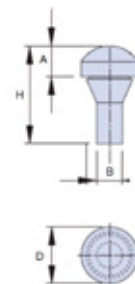
PVC ANTIVIBRATION CAPS  
TAPPI ANTIVIBRATIONS EN PVC  
TAPPI SCHWINGUNGSDÄMPFER AUS PVC  
TAPPI ANTIVIBRATORIOS EN PVC



1



1



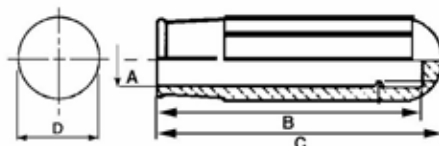
2

2

Sku	Pos.	Diametro / Diameter	A	B	C	D	H
17722	1 / 1	20 mm	6 mm	6 mm	17 mm	20 mm	28 mm
17723	2 / 2	11 mm	6 mm	8 mm		11 mm	19 mm

**MANOPOLE TONDE PICCOLE**

SMALL ROUNDED HANDLES  
POIGNÉES RONDES PETITES  
GRIFFE RUND KLEIN  
PUÑOS REDONDAS PEQUEÑAS



Sku	A	B	C	D
13117	12 mm	79 mm	83 mm	24 mm
17731	14 mm	79 mm	83 mm	24 mm
17732	16 mm	79 mm	83 mm	24 mm

**MANOPOLE TONDE GRANDI**

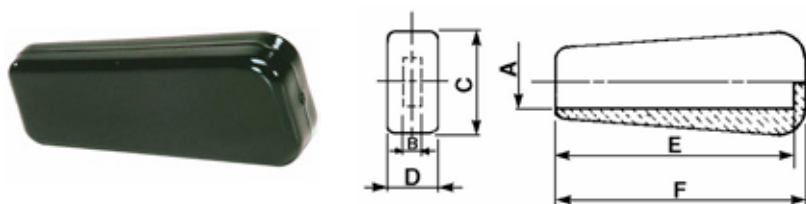
BIG ROUNDED HANDLES  
 POIGNÉES RONDES GRANDES  
 GRIFFE RUND GROSS  
 PUÑOS REDONDAS GRANDES



Skü	Pos.	A/	B	C	D
17184	2	20-21 mm	112 mm	116 mm	24 mm
00349	1	22 mm	118 mm	123 mm	33 mm
00354	1	25 mm	118 mm	123 mm	33 mm
00355	1	27 mm	118 mm	123 mm	33 mm
27267	1	28 mm	118 mm	123 mm	33 mm
19417	1	30 mm	125 mm	130 mm	35 mm
00357	1	33 mm	121 mm	127 mm	40 mm
02212	1	25 mm	103 mm	107 mm	37 mm
02213	1	27 mm	103 mm	107 mm	37 mm
02214	1	30 mm	103 mm	107 mm	40 mm

**MANOPOLE PIATTE LISCE PICCOLE**

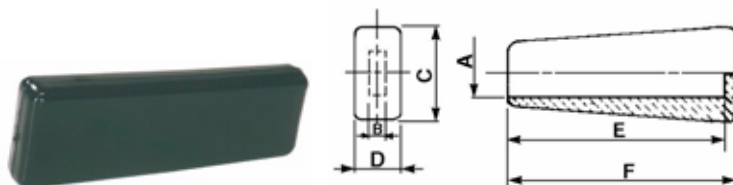
SMALL FLAT HANDLES  
 POIGNÉES PLATES LISSES PETITES  
 GRIFFE FLACH GLATT KLEIN  
 PUÑOS PLANOS LISOS PEQUEÑAS



Skü	A	B	C	D	E	F
00366	15 mm	5-6 mm	29 mm	14 mm	66 mm	70 mm
12777	20 mm	4-5-6 mm	29 mm	14 mm	66 mm	70 mm

**MANOPOLE PIATTE LISCE GRANDI**

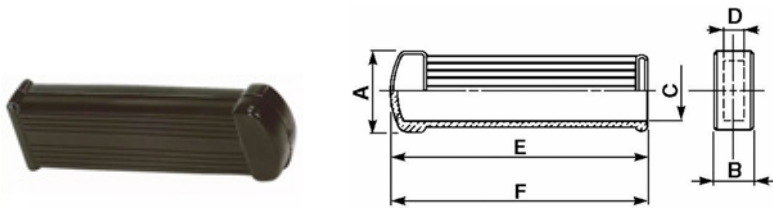
BIG FLAT HANDLES  
 POIGNÉES PLATES LISSES GRANDES  
 GRIFFE FLACH GLATT GROSS  
 PUÑOS PLANOS LISOS GRANDES



Skü	A	B	C	D	E	F
12750	30 mm	5-6 mm	41 mm	16 mm	107 mm	110 mm
12825	30 mm	8-10 mm	41 mm	16 mm	107 mm	110 mm
17713	35 mm	8 mm	48 mm	18 mm	130 mm	133 mm
17715	35 mm	12 mm	48 mm	18 mm	130 mm	133 mm

**MANOPOLE PIATTE RIGATE**

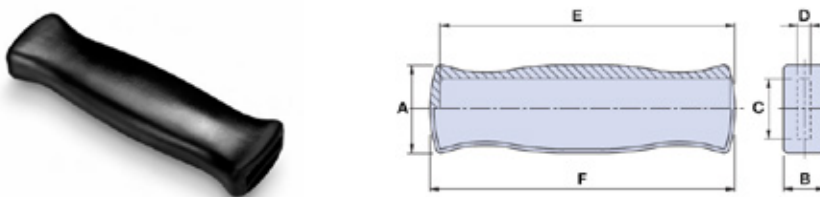
FLAT RIBBED HANDLES  
 POIGNÉES PLATES STRIÉES  
 GRIFFE FLACH GERIFFELT  
 PUÑOS PLANOS ESTRIADAS



SKU	A	B	C	D	E	F
17727	24 mm	15 mm	20 mm	5 mm	105 mm	105 mm
17729	24 mm	15 mm	20 mm	8-10 mm	105 mm	105 mm
00285	34 mm	18 mm	25 mm	10 mm	105 mm	108 mm
17726	35 mm	20 mm	30 mm	10 mm	108 mm	110 mm
00286	38 mm	20 mm	30 mm	15 mm	108 mm	111 mm

**MANOPOLE PIATTE SAGOMATE**

FLAT SHAPED HANDLES  
 POIGNÉES PLATES SAGOMATE  
 GRIFFE FLACH SAGOMATE  
 PUÑOS PLANOS SAGOMATE



SKU	A	B	C	D	E	F
17717	35 mm	17 mm	25 mm	5 mm	118 mm	122 mm
17719	35 mm	17 mm	25 mm	8 mm	118 mm	122 mm

**MANOPOLE ANTIVIBRANTI PER DISPOSITIVO DI SICUREZZA**

HANDLES FOR SAFETY DEVICE  
 POIGNÉES ANTIVIBRATIONS POUR DISPOSITIF DE SÉCURITÉ  
 GRIFFE SCHWINGUNGSDÄMPFER FÜR VORRICHTUNG VON SICHERHEIT  
 PUÑOS ANTIVIBRATORIOS PARA DISPOSITIVO DE SEGURIDAD



SKU	Pos.	A	B	Note / Notes
09239	1 / 1	22 mm	120 mm	Chiusa / Closed
00434	1 / 1	25/26 mm	120 mm	Chiusa / Closed
19415	2 / 2	25 / 27 mm	135 mm	Antivibrante / Silent block

**CORDE D'AVVIAMENTO COMPLETE**

COMPLETE STARTING CORD

CORDES D'DÉMARRAGE COMPLÈTES

SEILE D'ANLASSER KOMPLETT

CUERDAS D'ARRANQUE COMPLETAS



Skü	Diametro filo / Wire diameter	Lunghezza / Length
01192	4 mm	1 m
00316	6 mm	1,20 m
00315	9 mm	1,50 m

**IMPUGNATURE PER CORDE D'AVVIAMENTO**

STARTING ROPES GRIPS

POIGNÉES POUR CORDES D'DÉMARRAGE

HANDGRIFFE FÜR SEILE D'ANLASSER

EMPUÑADURAS PARA CUERDAS D'ARRANQUE



Skü	Diametro / Diameter	Diametro foro (d) / Hole diameter (d)	Lunghezza / Length	Prodotti compatibili Ama / Ama compatible products
17721	24 mm	8,5 mm	10,35 cm	00316
17720	24 mm	11,5 mm	10,35 cm	00315

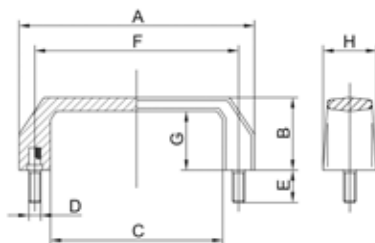
**MANIGLIE CON VITE**

HANDLES WITH SCREW

POIGNÉES AVEC VIS

GRIFFE MIT SCHRAUBE

MANIJAS CON TORNILLO



Materiale: termoplastico ad elevata resistenza meccanica. Vite: acciaio zincopassivato. / Material: High-strength thermoplastic. Screw: Zinc-passivated steel

Skü	A	B	C	D	E	F	G	H
84186	135 mm	41 mm	99 mm	M8	20 mm	117 mm	33 mm	30 mm

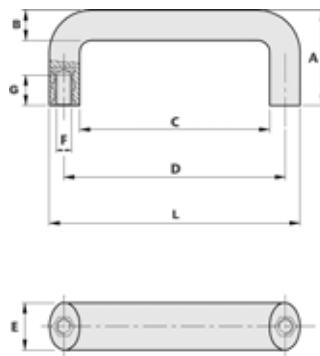
**MANIGLIE A PONTE CON BOCCOLE FILETTATE CIECHE**

HANDLES WITH THREADED BUSHES

POIGNÉES À PONTE AVEC BAGUES FILETTATE CIECHE

GRIFFE MIT PONTE MIT BUCHSEN FILETTATE CIECHE

MANIJAS A PONTE CON CASQUILLOS FILETTATE CIECHE



Materiale: Tecnopolimero a base poliammidica (PA). Inserto in ottone / Material: Polyamide-based technopolymer (PA). Brass insert.

SKU	A	B	C	D	E	F	G	L
84220	45 mm	14 mm	71 mm	86 mm	24 mm	M6	16 mm	102 mm
84221	50 mm	16 mm	100 mm	117 mm	25 mm	M6	16 mm	132 mm
84222	50 mm	16 mm	100 mm	117 mm	25 mm	M8	16 mm	132 mm

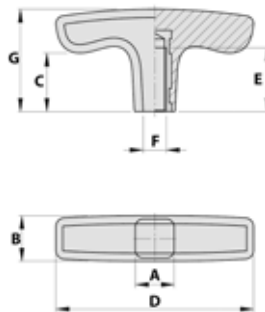
**IMPUGNATURE A T - FEMMINA**

T-SHAPE HANDGRIPS - FEMALE THREAD

POIGNÉES À T - FEMELLE

HANDGRIFFE MITT - INNENGEWINDE

EMPUÑADURAS AT - HEMBRA



Materiale: Tecnopolimero a base poliammidica (PA). Inserto in ottone / Material: Polyamide-based technopolymer (PA). Brass insert.

SKU	A	B	C	D	E	F	G
84210	13 mm	14 mm	19 mm	56 mm	16 mm	M6	32 mm
84211	15 mm	16 mm	20 mm	68 mm	22 mm	M8	35 mm
84212	18 mm	20 mm	20 mm	81 mm	22 mm	M10	39 mm

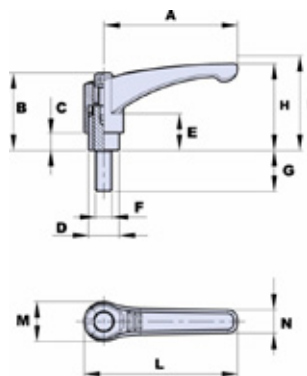
**MANIGLIE A RIPRESA CON PERNO FILETTATO**

ADJUSTABLE HANDLES WITH THREADED PIN

POIGNÉES À RIPRESA AVEC GOUPILLE FILETÉ

GRIFFE MIT RIPRESA MIT BOLZEN GEWINDET

MANIJAS A RIPRESA CON PERNO ROSCADO



SKU	A	B	C	D	E	F	G	L	M	N
84555	80 mm	44 mm	12 mm	20 mm	26 mm	M8	40 mm	92 mm	24 mm	16.5 mm
84556	80 mm	44 mm	12 mm	20 mm	26 mm	M10	20 mm	92 mm	24 mm	16.5 mm
84557	80 mm	44 mm	12 mm	20 mm	26 mm	M10	40 mm	92 mm	24 mm	16.5 mm
84558	95 mm	50 mm	13 mm	21 mm	30 mm	M12	40 mm	108 mm	27 mm	19 mm

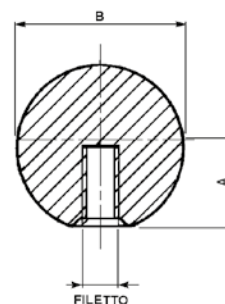
**POMOLI SFERA: FORO INTERNO FILETTATO**

ROUND KNOBS: FEMALE THREAD

POMMEUX SFERA: TROU INTERNE FILETÉ

KNÄUFE SFERA: LOCH INNEN GEWINDET

POMOS SFERA: AGUJERO INTERNO ROSCADO



Materiale: termoplastico ad elevata resistenza meccanica. / Material: thermoplastic with a high mechanical resistance

Skü	A	B	Filettatura femmina / Female threading
00284	18 mm	30 mm	M6
00341	18 mm	30 mm	M8
00362	18 mm	35 mm	M10
00291	18 mm	40 mm	M12
00292	18 mm	45 mm	M12
00293	18 mm	45 mm	M14

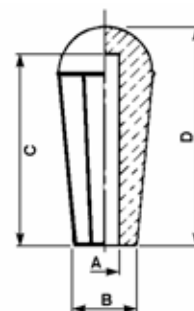
**POMOLI LISCI A TESTA SFERICA**

SMOOTH BALL KNOBS

POMMEUX LISSES À TÊTE SPHÉRIQUE

KNÄUFE GLATT MIT KOPF KUGELFÖRMIG

POMOS LISOS A CABEZA ESFÉRICA



Montaggio a pressione. Materiale: PVC, resistente a sostanze chimiche organiche ed inorganiche, quali oli, grassi, carburanti e solventi. / Press-fit assembly. Material: PVC resistant to organic and inorganic chemical substances such as oils, greases, fuels and solvents

Skü	A	B	C	D
14362	6 mm	15 mm	50 mm	57 mm
00347	8 mm	15 mm	50 mm	57 mm
00363	10 mm	15 mm	50 mm	56 mm
00365	12 mm	15 mm	50 mm	56 mm

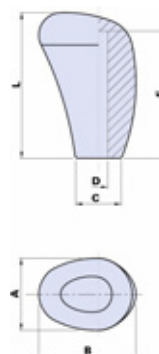
**POMOLI CAMBIO CON FORO CIECO**

GEAR KNOBS WITH BLIND HOLE

POMMEUX CAMBIO AVEC TROU BORGNE

KNÄUFE CAMBIO MIT LOCH BLIND

POMOS CAMBIO CON AGUJERO CIEGO

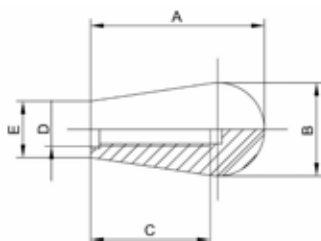


Montaggio: a pressione. Materiale: tecnopolimero (PP), resistente a sostanze chimiche. / Press-fit assembly. Material: Polypropylene-based (PP) technopolymer. Resistant to organic and inorganic chemical substances such as oils, greases, fuels and solvents

Skü	A	B	C	D	E	L
84226	38 mm	52 mm	25 mm	10 mm	68 mm	78 mm
18171	39 mm	52 mm	25 mm	12 mm	68 mm	78 mm
18172	39 mm	52 mm	25 mm	14 mm	68 mm	78 mm
84227	39 mm	52 mm	25 mm	16 mm	68 mm	78 mm

**POMELLI CON FORO FILETATO CIECO**

KNOBS WITH THREADED HOLE  
 POMMEAUX AVEC TROU FILETATO BORGNE  
 KNÖPFE MIT LOCH FILETATO BLIND  
 POMOS CON AGUJERO FILETATO CIEGO

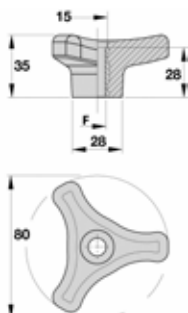


Elastomero Termoplastico ad elevata resistenza meccanica / Thermoplastic elastomer with a high mechanical resistance

SKU	A	B	C	D	E
84195	36 mm	20 mm	20 mm	M8	13 mm

**VOLANTINI A TRE BRACCI CON BOCCOLA FILETTATA PASSANTE**

3-ARM HANDWHEELS FEMALE THREAD  
 VOLANTS À TROIS BRAS AVEC BAGUE FILETÉE TRAVERSANT  
 HANDRÄDER MIT DREI ARME MIT BUCHSE GEWINDET DURCHGEHEND  
 VOLANTES A TRES BRAZOS CON CASQUILLO ROSCADA PASANTE

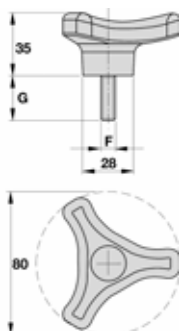


Materiale: tecnopolimero a base poliammidica (PA). Resistente a sostanze chimiche organiche ed inorganiche quali oli, grassi, carburanti, solventi. Boccola in ottone / Material: polyamide-based (PA) technopolymer. Resistant to organic and inorganic chemical substances such as oils, greases, fuels and solvents. Brass insert

SKU	F
84199	M10
84200	M12
84201	M14

**VOLANTINI A TRE BRACCI CON PERNO FILETTATO**

3-ARM HANDWHEELS WITH SCREW  
 VOLANTS À TROIS BRAS AVEC GOUPILLE FILETÉE  
 HANDRÄDER MIT DREI ARME MIT BOLZEN GEWINDET  
 VOLANTES A TRES BRAZOS CON PERNO ROSCADO



Materiale: tecnopolimero a base poliammidica (PA). Resistente a sostanze chimiche organiche ed inorganiche quali oli, grassi, carburanti, solventi. Inserto in acciaio zincato / Material: polyamide-based (PA) technopolymer. Resistant to organic and inorganic chemical substances such as oils, greases, fuels and solvents. Galvanized steel insert

SKU	F	G
84213	M8	25 mm
84214	M10	30 mm
84215	M12	30 mm

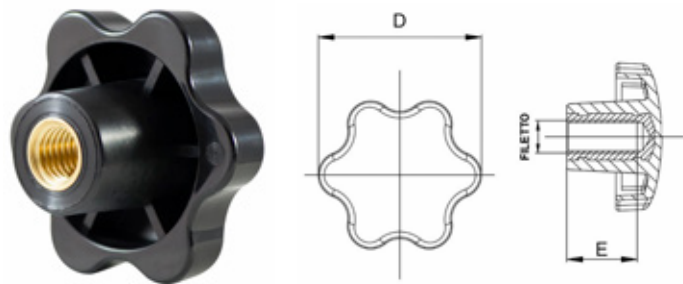
**VOLANTINI A 6 LOBI CON BOCCOLA FILETTATA CIECA**

HANDWHEELS WITH FEMALE THREAD

VOLANTS À 6 LOBES AVEC BAGUE FILETÉE CIECA

HANDRÄDER MIT 6 LOBEN MIT BUCHSE GEWINDET CIECA

VOLANTES A 6 LÓBULOS CON CASQUILLO ROSCADA CIECA


 Materiale: termoplastico ad elevata resistenza meccanica. Boccola in ottone / *Material: thermoplastic with a high mechanical resistance. Brass insert*

Skü	D	E	Filettatura femmina / Female threading
05466	30 mm	9 mm	M5
05467	30 mm	9 mm	M6
05468	50 mm	9 mm	M6
05469	50 mm	12 mm	M8
05470	50 mm	17 mm	M10
05471	50 mm	17 mm	M12
02774	70 mm	24 mm	M10
02782	70 mm	24 mm	M12
05472	70 mm	24 mm	M14
02803	90 mm	24 mm	M12

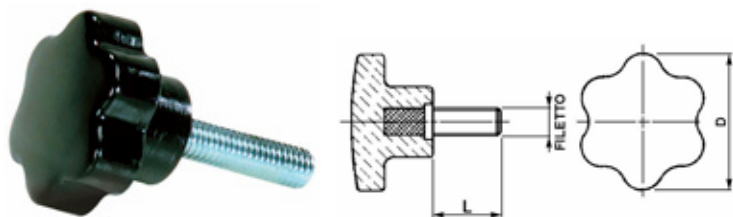
**VOLANTINI A 6 LOBI MASCHIO**

HANDWHEELS WITH SCREW

VOLANTS À 6 LOBES MÂLE

HANDRÄDER MIT 6 LOBEN AUSSENGEWINDE

VOLANTES A 6 LÓBULOS MACHO


 Materiale: termoplastico ad elevata resistenza meccanica. Vite in acciaio zinco-passivato / *Material: thermoplastic with a high mechanical resistance. Zinc passivate steel screw*

Skü	D	L	Filettatura maschio / Male threading
05460	23 mm	20 mm	M5
05461	23 mm	15 mm	M6
05462	40 mm	25 mm	M6
05463	50 mm	25 mm	M8
05464	50 mm	25 mm	M12
05465	50 mm	40 mm	M12
02048	70 mm	25 mm	M10
00779	70 mm	20 mm	M12

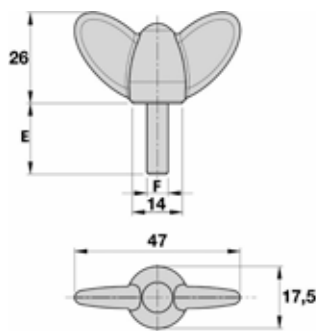
**GALLETTI MASCHIO CON PERNO FILETTATO**

WING NUT WITH SCREW

GALLETTI MÂLE AVEC GOUPILLE FILETÉ

GALLETTI AUSSENGEWINDE MIT BOLZEN GEWINDET

GALLETTI MACHO CON PERNO ROSCADO



Materiale: tecnopolimero a base poliammidica (PA). Resistente a sostanze chimiche organiche ed inorganiche quali oli, grassi, carburanti, solventi. Inserto in acciaio zincato / Material: polyamide-based (PA) technopolymer. Resistant to organic and inorganic chemical substances such as oils, greases, fuels and solvents. Galvanized steel insert

Skü	E	F
84202	15 mm	M6
84205	15 mm	M8
84207	30 mm	M8

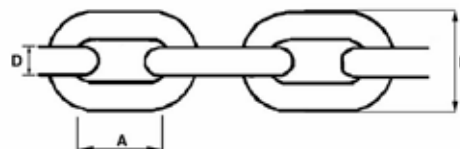
**CATENA "GENOVESE"**

"GENOVESE" CHAINS

CHAÎNE "GENOVESE"

KETTE "GENOVESE"

CADENA "GENOVESE"



Skü	A	B	D
75477	19 mm	13 mm	3 mm
75478	20 mm	16 mm	4 mm
75479	23 mm	19 mm	5 mm
75480	29 mm	23 mm	6 mm
75481	35 mm	30 mm	8 mm

**FUNI DI ACCIAIO ZINCATE**

GALVANIZED WIRE ROPE

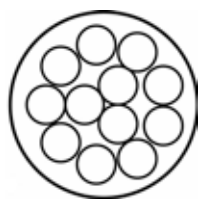
CÂBLES DE ACIER ZINGUÉS

SEILE VON STAHL VERZINKT


CABLES DE ACERO GALVANIZADAS



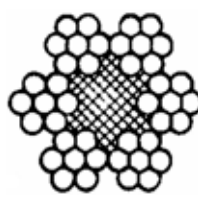
1



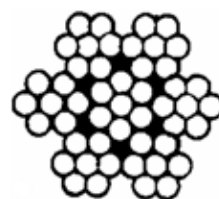
1



2



3



4

Skü	Pos.	Diametro / Diameter	Note / Notes	Carico rottura / Breaking load
00636	1 / 1	1.2 mm	Fune spiridale a 12 fili / Cable coils with 12 wires	140 kgf
00637	1 / 2	1.6 mm	Fune spiridale con 19 fili. Formazione: 1+6+12 / Cable coils with 19 wires. Composed: 1+6+12	160 kgf
00638	1 / 2	1.9 mm	Fune spiridale con 19 fili. Formazione: 1+6+12 / Cable coils with 19 wires. Composed: 1+6+12	380 kgf
00639	1 / 2	2.5 mm	Fune spiridale con 19 fili. Formazione: 1+6+12 / Cable coils with 19 wires. Composed: 1+6+12	580 kgf
00640	1 / 2	3 mm	Fune spiridale con 19 fili. Formazione: 1+6+12 / Cable coils with 19 wires. Composed: 1+6+12	900 kgf
01039	1 / 4	4 mm	Fune in trefoli con 49 fili. Formazione: (1+6) x 7 / Stranded rope with 49 wires. Composed: (1+6) x 7	1075 kgf
01040	1 / 4	5 mm	Fune in trefoli con 49 fili. Formazione: (1+6) x 7 / Stranded rope with 49 wires. Composed: (1+6) x 7	1775 kgf
01041	1 / 4	6 mm	Fune in trefoli con 49 fili. Formazione: (1+6) x 7 / Stranded rope with 49 wires. Composed: (1+6) x 7	2400 kgf
00647	1 / 3	8 mm	Fune in trefoli con 42 fili e un'anima in fibra tessile. Formazione: A+6 (1+6) / Cable rope with 42 wires and a textile fibre core. Composed: A+6 (1+6)	3750 kgf

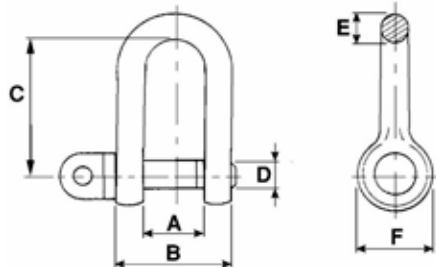
**GRILLI ZINCATI**

"D" SHACKLES

MANILLES ZINGUÉS

SCHÄKEL VERZINKT

GRILLETES GALVANIZADOS



Non utilizzare per il sollevamento / Do not use for lifting

Skü	A	B	C	D	E	F
01211	13,5 mm	25 mm	28 mm	6,35 mm	5,5 mm	12 mm
00119	18 mm	32 mm	35 mm	7,9 mm	7 mm	18 mm
00123	21 mm	39 mm	44 mm	9,5 mm	9 mm	18 mm
00117	26 mm	47 mm	49,5 mm	11 mm	10,5 mm	21,5 mm
00124	25 mm	47 mm	52 mm	12,7 mm	11 mm	22 mm
00127	26,5 mm	51,5 mm	62 mm	14 mm	13 mm	30 mm
00128	32 mm	62 mm	68,5 mm	16 mm	15 mm	33 mm
00129	36 mm	73 mm	83 mm	19 mm	18,5 mm	40 mm

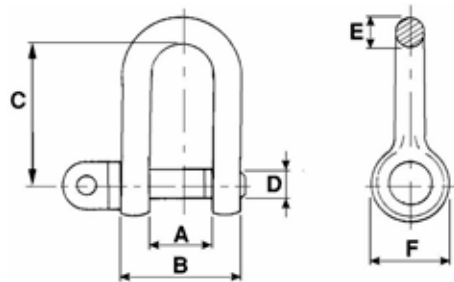
**GRILLI DIRITTI ZINCATI - LINEA TOP**

"D" SHACKLES TOP LINE

MANILLES DIRITTI ZINGUÉS - LINEATOP

SCHÄKEL DIRITTI VERZINKT - LINEA TOP

GRILLETES DIRITTI GALVANIZADOS - LINEATOP

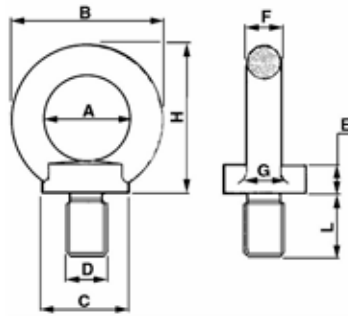


Materiale: acciaio zincato Fe430B / Material: galvanized steel Fe430B

Skü	A	B	C	D	E	F	Portata kg / Capacity kg
81053	11 mm	23 mm	29 mm	6 mm	6 mm	14 mm	100 kg
81054	16 mm	32 mm	37 mm	8 mm	8 mm	18 mm	250 kg
81055	19 mm	38 mm	41 mm	10 mm	10 mm	21 mm	400 kg
81056	23 mm	45 mm	48 mm	11 mm	11 mm	26 mm	470 kg
81057	26 mm	50 mm	54 mm	12 mm	12 mm	28 mm	630 kg

**GOLFARI MASCHIO**

MALE EYEBOLTS  
ANNEAUX DE LEVAGE MÂLE  
RINGSCHRAUBEN AUSSENGEWINDE  
CÁNCAMOS MACHO

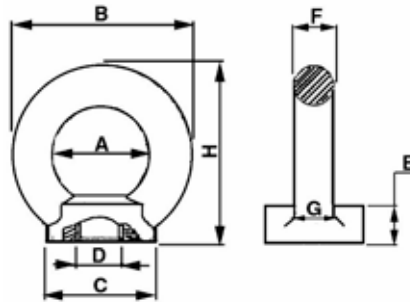


DIN 580 Materiale: acciaio zincato C15E / DIN 580 Material: galvanized steel C15E

Skü	A	B	C	D	E	F	G	H	L	Portata kg / Capacity kg
12378	20 mm	36 mm	20 mm	M 8	6 mm	8 mm	10 mm	36 mm	13 mm	140kg dritto, 100kg a 45° e 70kg a 90°
12379	25 mm	45 mm	25 mm	M 10	8 mm	10 mm	12 mm	45 mm	17 mm	230kg dritto, 170kg a 45° e 150kg a 90°
12381	30 mm	54 mm	30 mm	M 12	8 mm	12 mm	14 mm	53 mm	20,5 mm	340kg dritto, 240kg a 45° e 170kg a 90°
12383	35 mm	63 mm	35 mm	M 16	12 mm	14 mm	16 mm	62 mm	27 mm	700kg dritto, 500kg a 45° e 350kg a 90°

**GOLFARI FEMMINA**

FEMALE EYEBOLTS  
ANNEAUX DE LEVAGE FEMELLE  
RINGSCHRAUBEN INNENGEWINDE  
CÁNCAMOS HEMBRA

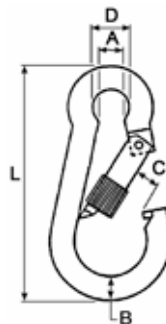


DIN 582 Materiale: acciaio zincato C15E / DIN 582 Material: galvanized steel C15E

Skü	A	B	C	D	E	F	G	H	Portata kg / Capacity kg
12384	20 mm	36 mm	20 mm	M 8	8.5 mm	8 mm	10 mm	36 mm	140kg dritto, 100kg a 45° e 70kg a 90°
12385	25 mm	45 mm	25 mm	M 10	10 mm	10 mm	12 mm	45 mm	230kg dritto, 170kg a 45° e 150kg a 90°
12386	30 mm	54 mm	30 mm	M 12	11 mm	12 mm	14 mm	53 mm	340kg dritto, 240kg a 45° e 170kg a 90°
12387	35 mm	63 mm	35 mm	M 16	13 mm	14 mm	16 mm	62 mm	700kg dritto, 500kg a 45° e 350kg a 90°

**MOSCHETTONI ZINCATI CON GHIERA**

GALVANIZED SNAP HOOKS WITH SAFETY SCREW  
MOUSQUETONS ZINGUÉS AVEC VIROLE  
KARABINER VERZINKT MIT HÜLSE  
MOSQUETONES GALVANIZADOS CON VIROLA

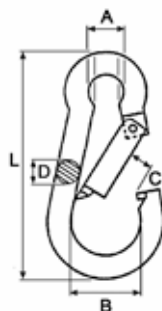


Materiale: acciaio zincato Fe360B / Material: galvanized steel Fe360B

Skü	A	B	C	D	L	Portata kg / Capacity kg
05370	7 mm	6 mm	6 mm	10 mm	60 mm	40 kg
05371	9 mm	8 mm	8 mm	13 mm	80 mm	75 kg
05372	11 mm	10 mm	10 mm	16 mm	100 mm	120 kg

**MOSCHETTONI ZINCATI**

GALVANIZED SNAP HOOKS  
 MOUSQUETONS ZINGUÉS  
 KARABINER VERZINKT  
 MOSQUETONES GALVANIZADOS

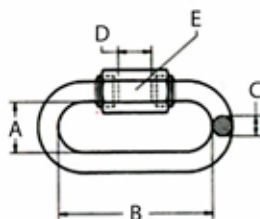


Materiale: acciaio zincato Fe360B / Material: galvanized steel Fe360B

Skü	A	B	C	D	L	Portata kg / Capacity kg
34220	8 mm	15 mm	7 mm	5 mm	50 mm	30 kg
04708	9 mm	17 mm	8 mm	6 mm	60 mm	40 kg
34221	10 mm	19 mm	8 mm	7 mm	70 mm	60 kg
04709	12 mm	23 mm	10 mm	8 mm	80 mm	75 kg
34222	12 mm	24 mm	10 mm	9 mm	90 mm	100 kg
04717	15 mm	19 mm	11 mm	10 mm	100 mm	120 kg
04718	20 mm	40 mm	19 mm	12 mm	140 mm	140 kg

**MAGLIE RAPIDE PER CATENE**

CHAIN QUICK LINKS  
 MAILLONS RAPIDE POUR CHÄINES  
 GLIEDER RAPIDE FÜR KETTEN  
 ESLABONES RAPIDE PARA CADENAS



Materiale: acciaio zincato Fe430B / Material: galvanized steel Fe430B

Skü	A	B	C	D	E
04713	15 mm	45 mm	6 mm	9 mm	CH 11 mm
04714	17.5 mm	58 mm	8 mm	10 mm	CH 14 mm
04715	20.5 mm	69 mm	10 mm	13 mm	CH 17 mm

**GIRELLI**

SWIVELS  
 ÉMERILLONS  
 WIRBEL  
 GIRATORIOS

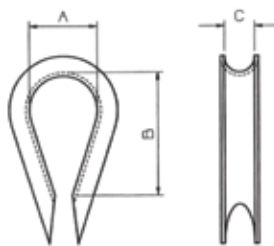


Materiale: ghisa / Material: cast iron

Skü	A	B	L
75482	13 mm	13 mm	50 mm
75483	16 mm	16 mm	60 mm
75484	20 mm	20 mm	65 mm
75485	22 mm	22 mm	70 mm
75486	25 mm	25 mm	78 mm

**REDANCE ZINCATE**

WIRE ROPE THIMBLES  
 COSSES-CŒUR ZINGUÉES  
 KAUSCHEN VERZINKT  
 GUARDACABOS GALVANIZADAS

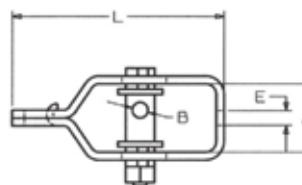


DIN 6899A. Materiale: acciaio zincato Fe360B / DIN 6899A Material: galvanized steel Fe430B

Skü	Diametro filo / Wire diameter	A	B	C
00548	4 mm	13 mm	28,5 mm	5 mm
00549	5 mm	14 mm	30 mm	6 mm
00550	6 mm	15 mm	33 mm	7 mm
00552	8 mm	18 mm	39 mm	9 mm

**TIRAFILI**

WIRE TURNBUCKLES  
 TENDEURS DE FIL  
 DRAHTSPANNER  
 TENSORES DE ALAMBRE

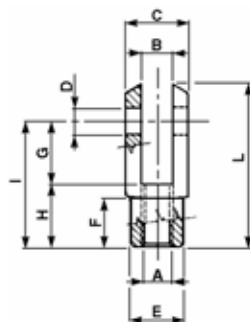



Materiale: corpo in acciaio zincato Fe430B; rullino in ghisa / Material: body galvanized steel Fe430B; cast iron pin

Skü	A	B	E	L	Note / Notes
02014	26 mm	6 mm	5.5 mm	80 mm	Piccolo /Small
02015	26 mm	6 mm	5.5 mm	92 mm	Medio /Medium
02016	26 mm	6 mm	5.5 mm	104 mm	Grande /Large

**FORCELLE CON FORO FILETTATO PER TIRANTI**

CLEAVES WITH THREADED HOLE  
 FOURCHES AVEC TROU FILETÉ POUR TIRANTS  
 GABELN MIT LOCH GEWINDET FÜR ZUGSTANGEN  
 HORQUILLAS CON AGUJERO ROSCADO PARA TIRANTES



Skü	A	B	C	D	E	F	G	H	I	L	Note / Notes
04510	M6X1 mm	6 mm	12 mm	6 mm	10 mm	9 mm	12 mm	12 mm	24 mm	31 mm	
04512	M8X1,25 mm	8 mm	16 mm	8 mm	14 mm	12 mm	16 mm	16 mm	32 mm	42 mm	
04514	M10X1,5 mm	10 mm	20 mm	10 mm	18 mm	15 mm	20 mm	20 mm	40 mm	52 mm	
04516	M12X1,75 mm	12 mm	24 mm	12 mm	20 mm	18 mm	24 mm	24 mm	48 mm	62 mm	
04518	M14X2 mm	14 mm	27 mm	14 mm	24 mm	23 mm	28 mm	28 mm	56 mm	72 mm	
04573	M16X2 mm	16 mm	32 mm	16 mm	26 mm	24 mm	32 mm	32 mm	64 mm	83 mm	
04506	M6X1 mm	6 mm	12 mm	6 mm	10 mm	9 mm	24 mm	12 mm	36 mm	43 mm	Modello lungo /Long version
04527	M8X1,25 mm	8 mm	16 mm	8 mm	14 mm	12 mm	32 mm	16 mm	48 mm	58 mm	Modello lungo /Long version
04528	M10X1,5 mm	10 mm	20 mm	10 mm	18 mm	15 mm	40 mm	20 mm	60 mm	72 mm	Modello lungo /Long version
12451	M12X1,75 mm	12 mm	24 mm	12 mm	20 mm	18 mm	48 mm	24 mm	72 mm	86 mm	Modello lungo /Long version
12452	M14X2 mm	14 mm	27 mm	14 mm	24 mm	23 mm	56 mm	28 mm	85 mm	101 mm	Modello lungo /Long version
12453	M16X2 mm	16 mm	32 mm	16 mm	26 mm	24 mm	64 mm	32 mm	96 mm	115 mm	Modello lungo /Long version

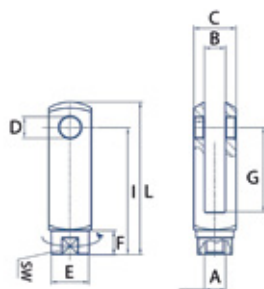
**FORCELLE GAMBO ROTANTE**

CLEVISES WITH TURNABLE CONNECTION

FOURCHES À TIGE ROTATIVE

GABELN MIT DREHBAREM SCHAFT

HORQUILLAS DE VÁSTAGO GIRATORIO



Skü	A	B	C	D	E	F	G	L	Note / Notes
84450	M6X1 mm	6 mm	12 mm	6 mm	10.2 mm	5,6 mm	12 mm	31 mm	SW 9
84451	M6X1 mm	6 mm	12 mm	6 mm	10.2 mm	5,6 mm	24 mm	43 mm	SW 9
84452	M8X1,25 mm	8 mm	16 mm	8 mm	14 mm	8,2 mm	16 mm	42 mm	SW 12
84453	M8X1,25 mm	8 mm	16 mm	8 mm	14 mm	8,2 mm	32 mm	58 mm	SW 12
84454	M10X1,5 mm	10 mm	20 mm	10 mm	17.8 mm	11,8 mm	20 mm	52 mm	SW 16
84455	M10X1,5 mm	10 mm	20 mm	10 mm	17.8 mm	11,8 mm	40 mm	72 mm	SW 16

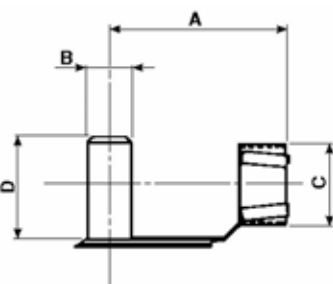
**SERRAGGI PER FORCELLE**

SPRING PINS FOR CLEVISSES

SERRAGGI POUR FOURCHES

SERRAGGI FÜR GABELN

SERRAGGI PARA HORQUILLAS



Skü	A	B	C	D	Note / Notes	Prodotti compatibili Ama / Ama compatible products
04521	31 mm	8 mm	14 mm	18 mm		04510
04524	23 mm	6 mm	10 mm	14 mm		04512
04522	39 mm	10 mm	18 mm	23 mm		04514
04523	47 mm	12 mm	20 mm	27 mm		04516
12454	53 mm	14 mm	25 mm	32 mm		04518
12455	61 mm	16 mm	27 mm	36 mm		04573
04507	35 mm	6 mm	10 mm	14 mm	Modello lungo / Long version	04506
04529	47 mm	8 mm	14 mm	18 mm	Modello lungo / Long version	04527
04530	59 mm	10 mm	18 mm	23 mm	Modello lungo / Long version	04528
12456	71 mm	12 mm	20 mm	27 mm	Modello lungo / Long version	12451
12457	80 mm	14 mm	25 mm	32 mm	Modello lungo / Long version	12452

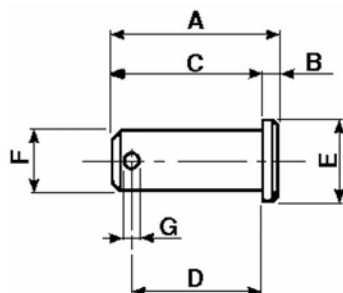

**PERNI CON FORO PER FORCELLE**

PINS WITH HOLE FOR CLEVISES

GOUPILLES AVEC TROU POUR FOURCHES

BOLZEN MIT LOCH FÜR GABELN

PERNOS CON AGUJERO PARA HORQUILLAS



Ordinare separatamente le coppie / Order the split pins separately

SKU	A	B	C	D	E	F	G
04511	18 mm	2 mm	16 mm	13.5 mm	9 mm	6 mm	1.5 mm
04513	22 mm	2 mm	20 mm	17 mm	12 mm	8 mm	2 mm
04515	27 mm	2 mm	25 mm	21 mm	14 mm	10 mm	3 mm
04517	33 mm	3 mm	30 mm	27 mm	16 mm	12 mm	3 mm
04519	38 mm	3 mm	36 mm	31.5 mm	19 mm	14 mm	4 mm
04574	43 mm	3 mm	40 mm	36 mm	20 mm	16 mm	4 mm

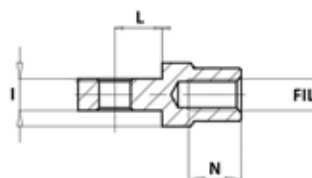
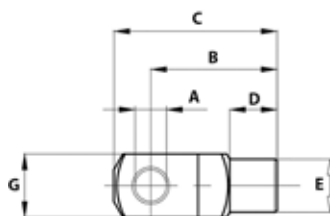
**ATTACCO PER FORCELLE**

CONNECTION FOR CLEVISES

ATTACCO POUR FOURCHES

ATTACCO FÜR GABELN

ATTACCO PARA HORQUILLAS



SKU	A	B	C	D	E	G	I	L	N	Filettatura femmina / Female threading
84456	6 mm	24 mm	31 mm	9 mm	10 mm	12 mm	6 mm	9 mm	11 mm	M6X1,00
84457	8 mm	32 mm	42 mm	12 mm	14 mm	16 mm	8 mm	12 mm	14 mm	M8X1,25
84458	10 mm	40 mm	52 mm	15 mm	18 mm	20 mm	10 mm	15 mm	18 mm	M10X1,5
84459	12 mm	48 mm	62 mm	18 mm	20 mm	24 mm	12 mm	18 mm	22 mm	M12X1,75
84460	14 mm	56 mm	72 mm	22.5 mm	24 mm	27 mm	14 mm	21 mm	25 mm	M14X2,00
84461	16 mm	64 mm	83 mm	24 mm	26 mm	32 mm	16 mm	24 mm	30 mm	M16X2,00

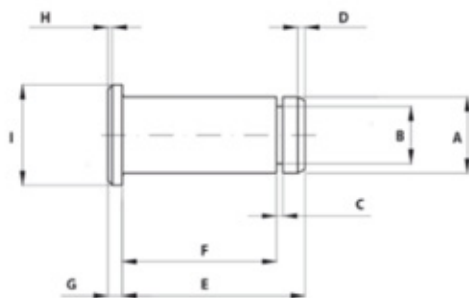
**PERNI CON TESTA CILINDRICA PER FORCELLE**

PINS WITH CYLINDRICAL HEAD FOR CLEAVISES

GOUPILLES AVEC TÊTE CILINDRICA POUR FOURCHES

BOLZEN MIT KOPF CILINDRICA FÜR GABELN

PERNOS CON CABEZA CILINDRICA PARA HORQUILLAS



Ordinare separatamente le molle / Order springs separately

SKU	A	B	C	D	E	F	G	H	I
<b>84463</b>	6 mm	5 mm	0.74 mm	0.8 mm	15.5 mm	12,5 mm	1.5 mm	0.5 mm	9 mm
<b>84464</b>	8 mm	6 mm	0.94 mm	1 mm	20 mm	16,5 mm	2 mm	1 mm	12 mm
<b>84465</b>	10 mm	8 mm	1.5 mm	1 mm	25 mm	20,5 mm	2 mm	1 mm	14 mm

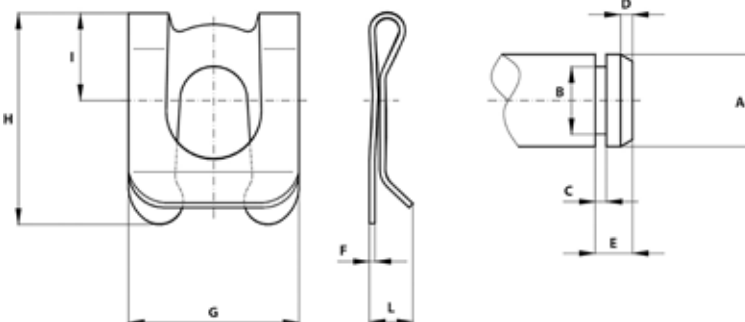
**MOLLE PER PERNI**

SPRINGS FOR PINS

RESSORTS POUR GOUPILLES

FEDERN FÜR BOLZEN

MUELLES PARA PERNOS



SKU	A	B	C	D	E	F	G	H	I	L
<b>84469</b>	5 mm	4 mm	0.74 mm	0.5 mm	2.5 mm	0.4 mm	9 mm	10.7 mm	5.2	3.3 mm
<b>84470</b>	6 mm	5 mm	0.74 mm	0.8 mm	3 mm	0.4 mm	11 mm	14.1 mm	6.8	3.8 mm
<b>84471</b>	8 mm	6 mm	0.94 mm	1 mm	3.5 mm	0.5 mm	14 mm	17.5 mm	7.2	4 mm
<b>84472</b>	10 mm	8 mm	1.5 mm	1 mm	4.5 mm	0.5 mm	18 mm	22.1 mm	9.5	5 mm
<b>84473</b>	12 mm	9 mm	1.15 mm	1.3 mm	5 mm	0.5 mm	22 mm	26 mm	10.5	5 mm
<b>84474</b>	14 mm	10 mm	1.25 mm	1.5 mm	5.5 mm	0.6 mm	25 mm	30 mm	11.5	6 mm
<b>84475</b>	16 mm	12 mm	1.35 mm	1.5 mm	6 mm	0.6 mm	28 mm	34 mm	13.8	6 mm

**COPPIGLIE**

SPLIT PINS

GOUPILLES FENDUES

SPLINTE

PASADORES PARTIDOS



SKU	A	L
04325	2 mm	30 mm
04326	2,5 mm	40 mm
04327	3 mm	50 mm
04328	4 mm	40 mm
04329	4 mm	60 mm
04330	5 mm	40 mm
04331	5 mm	50 mm
04332	5 mm	70 mm
04333	6 mm	60 mm
04334	6 mm	70 mm
04335	6 mm	80 mm
04336	7 mm	60 mm
04337	7 mm	70 mm
04338	8 mm	80 mm

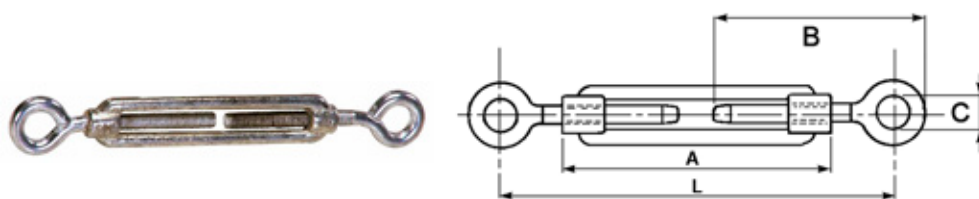
**TENDITORI A DUE OCCHI**

TURNBUCKLES WITH TWO EYES

TENDEURS À DEUX YEUX

SPANNER MIT ZWEI ÖSEN

TENSORES A DOS OJOS



Materiale: ghisa / Material: cast iron

SKU	A	B	C	Lunghezza minima / Min. length	Lunghezza massima / Max. length	Filettatura maschio / Male threading
00205	88 mm	74 mm	10 mm	119 mm	186 mm	M6
00206	110 mm	80 mm	11 mm	154 mm	230 mm	M8
00207	130 mm	97 mm	14 mm	179 mm	273 mm	M10
00209	140 mm	106 mm	17 mm	187 mm	289 mm	M12
00223	190 mm	160 mm	23 mm	258 mm	388 mm	M16
00260	220 mm	190 mm	25 mm	292 mm	448 mm	M20

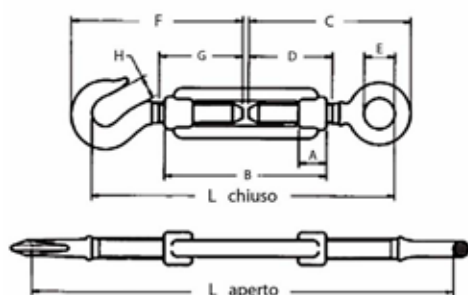
**TENDITORI OCCHIO E GANCIO**

TURNBUCKLES WITH EYE AND HOOK

TENDEURS ŒIL ET CROCHET

SPANNER ÖSE UND HAKEN

TENSORES OJO Y GANCHO



Materiale: ghisa / Material: cast iron

Skü	A	B	C	D	E	F	G	H	Lunghezza minima / Min. length	Lunghezza massima / Max. length	Filettatura maschio / Male threading
<b>73373</b>	10 mm	88 mm	74 mm	50 mm	10 mm	76 mm	50 mm	8.5 mm	122 mm	190 mm	M6
<b>73374</b>	12 mm	110 mm	80 mm	52 mm	11 mm	89 mm	52 mm	10 mm	155 mm	232 mm	M8
<b>73375</b>	15 mm	130 mm	97 mm	60 mm	14 mm	103 mm	62 mm	12 mm	181 mm	275 mm	M10
<b>73376</b>	18 mm	140 mm	106 mm	67 mm	17 mm	121 mm	65 mm	16 mm	195 mm	291 mm	M12
<b>73377</b>	22.5 mm	190 mm	160 mm	97 mm	23 mm	172 mm	105 mm	16.5 mm	266 mm	404 mm	M16
<b>73378</b>	30 mm	220 mm	190 mm	116 mm	25 mm	185 mm	110 mm	17.5 mm	310 mm	464 mm	M20

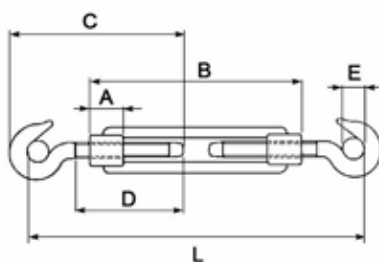
**TENDITORI A DUE GANCI**

TURNBUCKLES WITH TWO OPEN HOOKS

TENDEURS À DEUX CROCHETS

SPANNER MIT ZWEI HAKEN

TENSORES A DOS GANCHOS



Materiale: ghisa / Material: cast iron

Skü	A	B	C	D	E	Lunghezza minima / Min. length	Lunghezza massima / Max. length	Filettatura maschio / Male threading
<b>01046</b>	10 mm	88 mm	76 mm	50 mm	8.5 mm	122 mm	190 mm	M6
<b>01047</b>	12 mm	110 mm	89 mm	52 mm	10 mm	157 mm	231 mm	M8
<b>01048</b>	15 mm	130 mm	103 mm	62 mm	12 mm	181 mm	274 mm	M10
<b>01062</b>	18 mm	140 mm	121 mm	65 mm	16 mm	195 mm	290 mm	M12
<b>01063</b>	23 mm	190 mm	172 mm	105 mm	16.5 mm	266 mm	404 mm	M16
<b>01064</b>	30 mm	220 mm	185 mm	110 mm	17.5 mm	330 mm	473 mm	M20

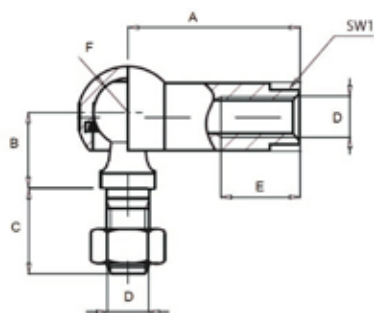
**SNODI SFERICI ANGOLARI**

BALL JOINT ROD ENDS

ARTICULATIONS SFERICI ANGOLAIRES

GELENKE SFERICI WINKEL

ARTICULACIONES SFERICI ANGULARES



Skü	A	B	C	D	E	F	Note / Notes
<b>84510</b>	22 mm	9 mm	10,2 mm	M5X0,8	10,2 mm	8 mm	Dx /RH
<b>02790</b>	25 mm	11 mm	12,5 mm	M6X1	11,5 mm	10 mm	Dx /RH
<b>02791</b>	30 mm	13 mm	16,5 mm	M8X1,25	14 mm	13 mm	Dx /RH
<b>02792</b>	35 mm	16 mm	20 mm	M10X1,5	15,5 mm	16 mm	Dx /RH
<b>84511</b>	35 mm	20 mm	20 mm	M12X1,75	21,5 mm	16 mm	Dx /RH
<b>84483</b>	22 mm	9 mm	10,2 mm	M5X0,8	10,2 mm	8 mm	Sx /LH
<b>84446</b>	25 mm	11 mm	12,5 mm	M6X1	11,5 mm	10 mm	Sx /LH
<b>84447</b>	30 mm	13 mm	16,5 mm	M8X1,25	14 mm	13 mm	Sx /LH
<b>84448</b>	35 mm	16 mm	20 mm	M10X1,5	15,5 mm	16 mm	Sx /LH
<b>84449</b>	35 mm	20 mm	20 mm	M12X1,75	21,5 mm	16 mm	Sx /LH

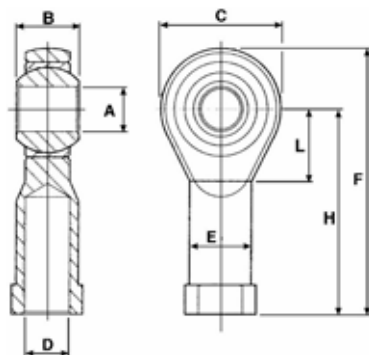
**TESTE A SNODO**

ROD ENDS

TÊTES À ARTICULATION


KÖPFE MIT GELENK

CABEZAS A ARTICULACIÓN

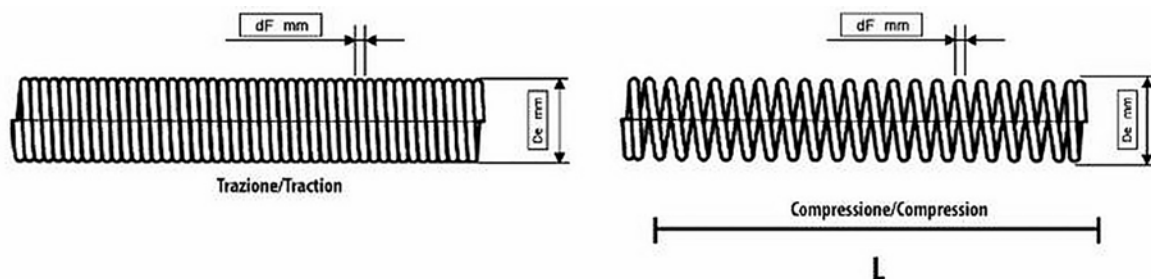


Skü	A	B	C	D	F	H	L	Carico statico / Static load
<b>02876</b>	6 mm	9 mm	20 mm	M6x1 DX	40 mm	30 mm	11 mm	7 kN
<b>02877</b>	8 mm	12 mm	24 mm	M8x1,25 DX	48 mm	36 mm	13 mm	11,60 kN
<b>02878</b>	10 mm	14 mm	28 mm	M10x1,25 DX	57 mm	43 mm	15 mm	14,50 kN
<b>02879</b>	12 mm	16 mm	32 mm	M12x1,25 DX	66 mm	50 mm	17 mm	17 kN

**ASSORTIMENTO MOLLE TOP 152 PZ**

 SPRINGS ASSORTMENT 152 PCS  
 ASSORTIMENT RESSORTS TOP 152 PZ  
 SORTIMENT FEDERN TOP 152 PZ  
 SURTIDO MUELLES TOP 152 PZ


CONTENUTO / CONTENTS				
Tipo molla / Spring type	dF mm	de mm	L mm	Q.ta' / Q.ty
Trazione / Traction	0,6	7	55	20
	1	10	63	12
	1	11	130	8
	1,1	12	43	15
	1,5	12	300	1
	1,7	14	68	6
	2	17	92	5
	2,5	18	300	1
Compressione / Compression	3,2	27	90	3
	0,8	8	42	20
	1	10	32	15
	1	12	35	12
	1,5	10	45	12
	1,5	10	300	1
	1,5	15	28	12
	1,5	15	65	8
2,5	18	300	1	


**Sku**
**Contenuto / Content**
**56731**

71 molle a trazione, 81 molle a compressione di diverse misure

**ASSORTIMENTO MOLLE**

 SPRINGS ASSORTMENT  
 ASSORTIMENT RESSORTS  
 SORTIMENT FEDERN  
 SURTIDO MUELLES

**200 pezzi - pcs - st**

Molle/Extension		Comp.	
5x20.5	10 Pcs.	8.5x36.5	10 Pcs.
5.5x25.5	10 Pcs.	8x28.5	8 Pcs.
6.5x22	10 Pcs.	8x31.5	10 Pcs.
8.5x47	10 Pcs.	8x44.5	12 Pcs.
7x51	10 Pcs.	4x79.5	12 Pcs.
7x38	10 Pcs.	4.5x44.5	8 Pcs.
			9.5x16
			9.5x19
			9x35
			5.5x17.5

**Sku**
**Contenuto / Content**
**85437**

200 molle di diverse misure tra trazione e compressione

**SPEZZONI MOLLE A TRAZIONE**

TRACTION SPRINGS

TRONÇONS RESSORTS À TRACTION

STÜCKE FEDERN MIT ZUG

TRAMOS MUELLES A TRACCIÓN



Skü	Diametro esterno / Outer diameter	Diametro filo / Wire diameter	L
26111	5 mm	0,50 mm	300 mm
26112	6 mm	0,80 mm	300 mm
26113	8 mm	1 mm	300 mm
26114	12 mm	1 mm	300 mm
26115	10 mm	1,20 mm	300 mm
26116	12 mm	1,50 mm	300 mm
26117	18 mm	1,50 mm	300 mm
26118	15 mm	2 mm	300 mm
26119	20 mm	2,20 mm	300 mm
26120	18 mm	2,50 mm	300 mm
26121	25 mm	2,50 mm	300 mm
26122	20 mm	3 mm	300 mm
26123	30 mm	3 mm	300 mm
26124	30 mm	3,50 mm	300 mm
26125	35 mm	3,50 mm	300 mm

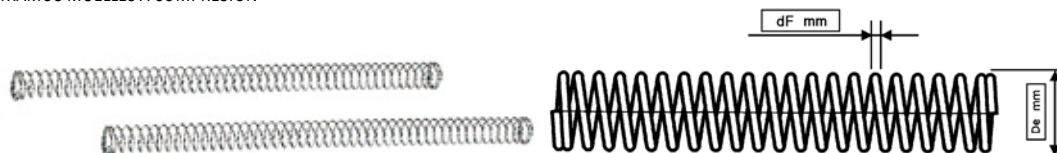
**SPEZZONI MOLLE A COMPRESIONE**

COMPRESSION SPRINGS

TRONÇONS RESSORTS À COMPRESSION

STÜCKE FEDERN MIT DRUCK

TRAMOS MUELLES A COMPRESIÓN



Skü	Diametro esterno / Outer diameter	Diametro filo / Wire diameter	L/
26126	5 mm	0,50 mm	300 mm
26127	6 mm	0,80 mm	300 mm
26128	8 mm	1 mm	300 mm
26129	12 mm	1 mm	300 mm
26130	10 mm	1,20 mm	300 mm
26131	14 mm	1,20 mm	300 mm
26132	8 mm	1,50 mm	300 mm
26133	10 mm	1,50 mm	300 mm
26134	12 mm	1,50 mm	300 mm
26135	18 mm	1,50 mm	300 mm
26136	15 mm	1,80 mm	300 mm
26137	15 mm	2 mm	300 mm
26138	20 mm	2,20 mm	300 mm
26139	18 mm	2,50 mm	300 mm
26140	25 mm	2,50 mm	300 mm
26141	20 mm	3 mm	300 mm
26142	30 mm	3 mm	300 mm
26143	30 mm	3,50 mm	300 mm
26144	35 mm	3,50 mm	300 mm

**FASCETTE STRINGITUBO "ABA"**

"ABA" CLAMPS

COLLIERS SERRE-TUYAU "ABA"

SCHELLEN SCHLAUCHKLEMMME "ABA"

ABRAZADERAS ABRAZADERA DE TUBO "ABA"



Banda in acciaio Aluzink Cassetto monopezzo pressato estremamente resistente, banda con bordi arrotondati, banda con interno liscio. Vite a testa esagonale (7 mm) con taglio a cacciavite. Esenti da bavette. Carter blu. Applicabili a motori auto, moto, trattori, aria compressa, irrigazione, irrorazione, lubrificazione e giardinaggio. / Steel band Aluzink Extremely resistant pressed single-piece drawer, band with rounded edges, band with smooth interior. Hexagonal head screw (7 mm) with slot for screwdrivers. Without burrs and with rounded edge. Blue casing. Suitable for vehicle engines, motorbikes, tractors, compressed air, irrigation, sprinkling, lubrication and gardening

Skü	Larghezza / Width	Diametro / Diameter
01229	9 mm	8-12 mm
01230	9 mm	10-16 mm
00662	9 mm	12-20 mm
04380	9 mm	16-25 mm
04381	9 mm	20-32 mm
04282	9 mm	25-40 mm
04284	9 mm	32-50 mm
04386	9 mm	40-60 mm
04387	9 mm	50-70 mm
39386	9 mm	60-80mm
00663	12 mm	16-25 mm
00654	12 mm	20-32 mm
00665	12 mm	25-40 mm
00657	12 mm	32-50 mm
00826	12 mm	40-60 mm
01231	12 mm	50-70 mm
01232	12 mm	60-80 mm
01233	12 mm	70-90 mm
01235	12 mm	90-110 mm
01237	12 mm	90-110 mm
39377	12 mm	100-120 mm
39378	12 mm	110-130 mm
39379	12 mm	120-140 mm
39381	12 mm	140-160 mm
04392	12 mm	160-180 mm
39384	12 mm	180-200 mm
39385	12 mm	190-210 mm

**FASCETTE STRINGITUBO A VITE "TORRO W2"**

WORM-DRIVE HOSE CLAMPS "TORRO W2"

COLLIERS DE SERRAGE À VIS POUR TUYAUX "TORRO W2"

SCHLAUCHSCHELLEN MIT SCHNECKENANTRIEB "TORRO W2"

ABRAZADERAS DE MANGUERA DE TORNILLO SIN FIN "TORRO W2"




Skü	Diametro / Diameter	Larghezza / Width
16331	10-16 mm	9 mm
16332	12-22 mm	9 mm
16333	16-27 mm	9 mm
16334	20-32 mm	9 mm
16335	20-40 mm	9 mm
16336	35-50 mm	12 mm
16337	40-60 mm	12 mm
16338	50-70 mm	12 mm
16339	60-80 mm	12 mm
16340	70-90 mm	12 mm
16341	80-100 mm	12 mm
16342	90-110 mm	12 mm

**VALIGETTA ASSORTIMENTO FASCETTE "TORRO W2"**

ASSORTMENT CASE OF HOSE CLAMPS "TORRO W2"

MALLETTE D'ASSORTIMENT DE COLLIERS DE SERRAGE "TORRO W2"

SORTIMENTSKOFFER MIT SCHLAUCHSCHELLEN "TORRO W2"

MALETÍN SURTIDO DE ABRAZADERAS DE MANGUERA "TORRO W2"




Skü

85700

**FASCETTE STRINGITUBO IN INOX A BANDA LARGA**

STAINLESS STEEL LARGE BAND HOSE CLAMPS

COLLIERS SERRE-TUYAU EN INOX À BANDA LARGA

SCHELLEN SCHLAUCHKLEMMME AUS EDELSTAHL MIT BANDA LARGA

ABRAZADERAS ABRAZADERA DE TUBO EN INOX A BANDA LARGA



Realizzati interamente in acciaio e rappresentano la soluzione ideale per applicazioni gravose che richiedono garanzie di tenuta e di durata nel tempo, anche con alte pressioni di esercizio. / They are made entirely of steel and represent the ideal solution for heavy-duty applications that require guarantees of sealing and durability over time, even with high operating pressures.

Skü	Diametro / Diameter	Larghezza / Width
98524	23-25 mm	21 mm
96647	26-28 mm	21 mm
96648	29-31 mm	21 mm
96649	32-35 mm	21 mm
96650	36-39 mm	21 mm
96651	40-43 mm	21 mm
96652	44-47 mm	21 mm
96653	48-51 mm	21 mm
96654	52-55 mm	21 mm
96655	56-59 mm	21 mm
96656	60-63 mm	21 mm
96657	64-67 mm	21 mm
96658	68-73 mm	21 mm
96659	74-79 mm	24 mm
96660	80-85 mm	24 mm
96661	86-91 mm	24 mm
96662	92-97 mm	24 mm
96663	98-103 mm	24 mm
96664	104-112 mm	26 mm
96665	113-121 mm	26 mm
96666	122-130 mm	26 mm
96667	131-139 mm	26 mm
96668	140-148 mm	26 mm
96669	149-161 mm	26 mm
96670	162-176 mm	26 mm
96671	175-187 mm	26 mm
96672	188-200 mm	26 mm
96673	201-213 mm	26 mm
96674	214-226 mm	26 mm
96675	227-239 mm	26 mm
96676	240-252 mm	26 mm

**FASCETTE PER TUBO BENZINA**

HOSE CLAMPS FOR GASOLINE HOSE  
 COLLIERS POUR TUBE ESSENCE  
 SCHELLEN FÜR ROHR BENZIN  
 ABRAZADERAS PARATUBO GASOLINA



Skü	Diametro / Diameter	Larghezza / Width
00721	5 mm	9 mm
00722	7 mm	12 mm
00734	9 mm	14 mm

**FASCETTE GOMMATE**

RUBBER CLAMPS  
 COLLIERS CAOUTCHOUTÉES  
 SCHELLEN GUMMIERTE  
 ABRAZADERAS ENGOMADAS



Skü	Diametro / Diameter
51772	6 mm
52242	8 mm
01838	10 mm
01839	12 mm
01840	16 mm
52245	18 mm
51773	20 mm

**FASCETTE DOPPIA CONCHIGLIA**

EAR CLIP DOUBLE  
 COLLIERS DOUBLE COQUILLE  
 SCHELLEN DOPPELT SCHALE  
 ABRAZADERAS DOBLE CONCHA



L'assemblaggio è rapido, semplice e sicuro schiacciando le orecchie che permettono di generare una forza di tenuta migliore e costante. La forza di serraggio è decisamente migliorata.  
*The assembly is fast, simple and safe thanks to the pinching of the ears. The two ears enable a better and more constant sealing force. The tightening force is improved.*

Skü	Diametro / Diameter	Larghezza / Width
98744	5-7 mm	6 mm
98745	7-9 mm	6 mm
98746	9-11 mm	6,50 mm
98747	10-12 mm	6,50 mm
98748	11-13 mm	6,50 mm
98749	13-15 mm	7 mm
98750	14-17 mm	7 mm
98751	15-18 mm	7,50 mm
98752	17-20 mm	7,50 mm
98753	18-21 mm	8 mm
98754	20-23 mm	8 mm
98755	22-25 mm	9 mm
98756	25-28 mm	10 mm
98757	28-31 mm	10 mm

**FASCETTE BIFILARI A MOLLA**

DOUBLE WIRE SPRING CLAMPS  
 COLLIER BIFILARE À RESSORT  
 SCHELLE BIFILARE MIT FEDER  
 ABRAZADERA BIFILARE A MUELLE



Fascette realizzate con un doppio filo di acciaio zincato; l'elasticità del materiale è in grado di compensare piccole variazioni diametrali. Ideali su tubi di spessori molto sottili e per tenute non gravose.  
*Straps made with a double wire of galvanized steel; the elasticity of the material can compensate for small diameter variations. Ideal for very thin-walled pipes and for non-heavy seals.*

Skü	Diametro / Diameter
97257	6,6-7 mm
97258	7-7,5 mm
97259	7,3-7,8 mm
97260	7,8-8,3 mm
97261	8,3-8,8 mm
97262	8,8-9,3 mm
97263	9,3-9,9 mm
97264	9,8-10,4 mm
97265	10,4-11 mm
97266	11-11,6 mm
97267	11,6-12,3 mm
97268	12,1-13,1 mm
97269	12,9-13,6 mm
97270	13,3-14,1 mm
97271	13,6-14,4 mm

**FASCETTA A MOLLA "FBS"**

"FBS" SPRING CLAMPS

COLLIER À RESSORT "FBS"

SCHELLE MIT FEDER "FBS"

ABRAZADERA A MUELLE "FBS"



Fascetta FBS per tubi flessibili per connessione tra tubo e portagomma, esposte a significative fluttuazioni di temperatura. / FBS strap for flexible hoses for the connection between hose and rubber holder, exposed to significant temperature fluctuations.

Skü	Diametro / Diameter	Larghezza / Width
98758	13-14,5 mm	12 mm
98759	14-15,8 mm	12 mm
98760	15-16,8 mm	12 mm
98761	16-17,5 mm	12 mm
98762	17-18,5 mm	12 mm
98763	18-19 mm	12 mm
98764	19-21 mm	12 mm
98765	20-21,6 mm	12 mm
98766	21-22,5 mm	12 mm
98767	22-24,5 mm	12 mm
98768	23-24,7 mm	12 mm
98769	24-26 mm	12 mm
98770	25-27 mm	12 mm
98771	26-28 mm	12 mm
98772	27-29 mm	12 mm
98773	28-30,5 mm	12 mm
98774	29-31,5 mm	12 mm
98775	30-32,5 mm	12 mm
98776	32-34,5 mm	12 mm
98777	35-38 mm	12 mm

**FASCETTE A NASTRO METALLICO CON COPPIGLIA**

METALLIC HOSE CLAMPS WITH COTTERN PIN

COLLIERS À NASTRO METALLICO AVEC COPPIGLIA

SCHELLEN MIT NASTRO METALLICO MIT COPPIGLIA

ABRAZADERAS A NASTRO METALLICO CON COPPIGLIA



Skü	Lunghezza / Length	Larghezza / Width
A07002	50 cm	9 mm
A07003	60 cm	9 mm

**FASCETTE NYLON**

CABLE TIES

COLLIERS NYLON

SCHELLEN NYLON

ABRAZADERAS NYLON



Poliamide 6.6 resistente agli urti e ritardante di fiamma per requisiti di elasticità e temperature elevate - Denti interni per una buona presa su fasci di cavi e tubi -Il design della testa garantisce un'elevata resistenza alla trazione con una forza di inserimento molto bassa. / *Impact-resistant and flame-retardant polyamide 6.6 for high-strength and high-temperature requirements. Internal teeth for a good grip on cable bundles and pipes. The head design ensures high tensile strength with very low insertion force*

Sku	Colore / Colour	Lunghezza / Length	Larghezza / Width
99866	Nero /black	100 mm	3 mm
98598	Nero /Black	140 mm	2,50 mm
98618	Nero /Black	200 mm	3 mm
98617	Nero /Black	200 mm	4 mm
98621	Nero /Black	300 mm	4 mm
98623	Nero /Black	200 mm	5 mm
98615	Nero /Black	300 mm	5 mm
98614	Nero /Black	350 mm	5 mm
98613	Nero /Black	380 mm	5 mm
98619	Nero /Black	200 mm	8 mm
98599	Nero /Black	300 mm	8 mm
98616	Nero /Black	350 mm	8 mm
98620	Nero /Black	370 mm	8 mm
99692	Nero /Black	450 mm	8 mm
99879	Nero /Black	500 mm	8 mm

**ASSORTIMENTI FASCETTE NYLON**

CABLE TIES ASSPRTMENTS

ASSORTIMENTI COLLIERS NYLON

ASSORTIMENTI SCHELLEN NYLON

ASSORTIMENTI ABRAZADERAS NYLON


**400 pezzi-pcs:**

100 pz-pcs 100x2,5  
 100 pz-pcs 100x2,5  
 100 pz-pcs 100x2,5  
 100 pz-pcs 200x3,5 Trasp.-Clear

1


**650 pezzi-pcs:**

50 pz-pcs 100x2,5  
 50 pz-pcs 100x2,5  
 50 pz-pcs 100x2,5  
 50 pz-pcs 100x2,5  
 100 pz-pcs 100x2,5 Trasp.-Clear  
 300 pz-pcs 200x4,6 Trasp.-Clear  
 50 pz-pcs 280x4,8 Trasp.-Clear

2


**350 pezzi-pcs:**

100 pz-pcs 100x2,5 Trasp.-Clear  
 25 pz-pcs 100x2,5  
 50 pz-pcs 200x3,2 Trasp.-Clear  
 13 pz-pcs 200x3,2  
 12 pz-pcs 200x3,2  
 50 pz-pcs 280x4,8 Trasp.-Clear

3

Poliamide 6.6 resistente agli urti e ritardante di fiamma per requisiti di elasticità e temperature elevate - Denti interni per una buona presa su fasci di cavi e tubi -Il design della testa garantisce un'elevata resistenza alla trazione con una forza di inserimento molto bassa. / *Impact-resistant and flame-retardant polyamide 6.6 for high-strength and high-temperature requirements. Internal teeth for a good grip on cable bundles and pipes. The head design ensures high tensile strength with very low insertion force*

Sku	Pos.
99889	1
99890	2
99895	3

**ASSORTIMENTO GRANI**

GRAIN ASSORTMENT  
ASSORTIMENT VIS SANS TÊTE  
SORTIMENT MADENSCHRAUBEN  
SURTIDO TORNILLOS PRISIONEROS

**200 pezzi - pcs - st**

M3 x 5	10 Stk.	M8 X 10	30 Stk
M4 x 5	10 Stk.	M8 X 10 Fine	20 Stk
M5 x 6	10 Stk.	M8 X 12	20 Stk
M6 x 6	30 Stk.	M10 X 10	10 Stk
M6 x 6 Fine	20 Stk.	M10 X 10 Fine	10 Stk
M6 x 10	20 Stk.	M10 X 12	10 Stk

**Skü****Contenuto / Content****85435**

Assortimento grani 200 pz

**ASSORTIMENTO RONDELLE PIANE**

FLAT WASHERS ASSORTMENT  
ASSORTIMENT RONDELLES PLATES  
SORTIMENT UNTERLEGSCHLEIBEN FLACH  
SURTIDO ARANDELAS PLANAS

**900 pezzi - pcs - st**

M3	150 Pcs.
M4	150 Pcs.
M5	200 Pcs.
M6	200 Pcs.
M8	150 Pcs.
M10	50 Pcs.

**Skü****Contenuto / Content****85434**

Assortimento rondelle piane 900 pz

**ASSORTIMENTO OR IN GOMMA**

O-RING ASSORTMENT  
ASSORTIMENT OR EN CAOUTCHOUC  
SORTIMENT OR AUS GUMMI  
SURTIDO OR EN GOMA

**125 pezzi - pcs - st**

Guarnizione fibra rossa / Red fibre washers	16 Pcs.
Guarnizione gomma / Rubber washers	12 Pcs.
Guarnizione piatta gommata / Rubber flat washers	12 Pcs.
Guarnizione rubinetto / Faucet washers	14 Pcs.
Guarnizione gomma schiuma / Foam gasket	6 Pcs.
Guarnizione alluminio / Aluminium washers	4 Pcs.
C Clips	4 Pcs.
O-R nylon / Nylon O-Rings	6 Pcs.
O-R gomma / Rubber O-Rings	51 Pcs.

**Skü****Contenuto / Content****85438**

Assortimento OR in gomma 125 pz

**ASSORTIMENTO SEEGER INTERNO/ESTERNO**

SEEGER ASSORTMENT

ASSORTIMENT SEEGER INTERNE/ESTERNO

SORTIMENT SEEGER INNEN/ESTERNO

SURTIDO SEEGER INTERNO/ESTERNO


**300 pezzi - pcs - st**

3 mm	20 Pcs.	11 mm	15 Pcs.	20 mm	15 Pcs.
4 mm	10 Pcs.	12 mm	15 Pcs.	22 mm	20 Pcs.
5 mm	15 Pcs.	13 mm	25 Pcs.	25 mm	15 Pcs.
6 mm	25 Pcs.	14 mm	15 Pcs.	26 mm	15 Pcs.
8 mm	15 Pcs.	15 mm	20 Pcs.	28 mm	10 Pcs.
9 mm	20 Pcs.	19 mm	25 Pcs.	32 mm	5 Pcs.

**1**

**300 pezzi - pcs - st**

1.6 mm	30 Pcs.	13.0 mm	40 Pcs.
3.0 mm	30 Pcs.	16.0 mm	20 Pcs.
5.0 mm	40 Pcs.	19.0 mm	20 Pcs.
6.0 mm	40 Pcs.	22.0 mm	20 Pcs.
10.0 mm	50 Pcs.		

**2**

**285 pezzi - pcs - st**

Interno/Inner		Esterno/Exter			
10 mm	15 Pcs.	12 mm	15 Pcs.	25 mm	10 Pcs.
12 mm	15 Pcs.	14 mm	15 Pcs.	32 mm	5 Pcs.
14 mm	15 Pcs.	16 mm	15 Pcs.	11 mm	20 Pcs.
16 mm	15 Pcs.	18 mm	15 Pcs.	6 mm	20 Pcs.
18 mm	15 Pcs.	20 mm	15 Pcs.	8 mm	20 Pcs.
20 mm	15 Pcs.	22 mm	15 Pcs.	10 mm	20 Pcs.

**3**

Skü	Pos.	Contenuto / Content
85430	1	Assortimento seeger 300 pz
85431	2	Assortimento seeger 300 pz
85432	3	Assortimento seeger 285 pz

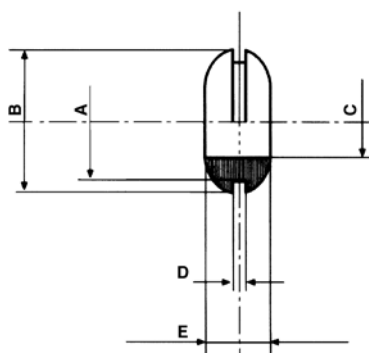
**PASSACAVI IN PVC**

PVC SPARK PLUG

PASSACAVI EN PVC

PASSACAVI AUS PVC

PASSACAVI EN PVC



Skü	A	B	C	D	E
17724	20 mm	27 mm	12 mm	4 mm	11 mm
17725	20 mm	27 mm	14.5 mm	4 mm	11 mm



**A.M.A. S.p.A.**  
**Accessori Macchine Agricole**

Via Puccini, 28 - 42018 San Martino in Rio, RE (Italy)  
Tel +39 0522 636911 - Fax +39 0522 695753  
[www.ama.it](http://www.ama.it) - [ama@ama.it](mailto:ama@ama.it)



---

**AZIENDA CON  
SISTEMA DI GESTIONE  
CERTIFICATO DA DNV GL  
= ISO 9001 =  
= ISO 14001 =**

---



**SCARICA IL CATALOGO**

e consultalo comodamente dal tuo PC.

**DOWNLOAD THE CATALOGUE**

and keep it handy on your PC.

